


Catalogue 2026

- + Specialised in custom work
- + 48 years of sustainable Dutch production
- + Reliable delivery in more than 50 countries



www.smit-visual.com



SMIT VISUAL





Smit Visual

We make it visible

We develop

New applications, clever designs and better surfaces. Since the invention of the whiteboard in 1958, it has been continuously further developed. The strength of Smit Visual lies in product development based on customer demand. Thinking along with our customers, fast response and high service are daily routine for us!

We manufacture

We are makers. Makers, from extra large chalkboards to extra small pinboards and everything in between. Makers, from large quantities to a single product. We make them in our production halls in the Netherlands, where we work transparently and sustainably. Day in, day out.

We deliver

You sell, we deliver. Drop shipping offering delivery throughout Europe with an average delivery reliability of +97.7%. It is with good reason that we are preferred suppliers to almost all our customers.

- >97.7% Delivery reliability
- Dropshipping delivery
- <0.3% returns

We install

We will be happy to take the measuring and assembly work off your hands. Our own assembly team does that in the Netherlands, Belgium and a large part of Germany. We are happy to advise on professional and skilled assembly of supplies to other countries.



Our spearheads

We don't need to tell you about the need for sustainable business. We do want to tell you about the concrete measures we take to contribute to a better world. Below we set out the spearheads of our Corporate Social Responsibility (CSR) policy.

1 Reducing our carbon footprint

Every year, we take numerous measures, some small, others more extensive, to reduce our carbon footprint. That is why we are working daily to succeed in this area. Certification is the easiest measurable proof of this commitment. We are FSC® certified, ISO 14001 certified, and we have been awarded the EcoVadis Silver certificate.

2 Responsible use of raw materials

We must stop destroying our planet. As an FSC®-certified manufacturer, we can provide verified proof that the wood materials used come from responsibly managed forests. Furthermore, the wood is traceable throughout the entire chain, from forest to finished product. Please contact us for more information about specific FSC labelling at product level.





3 Local partners

For our production, we take into account the total distance raw materials have to travel. We prefer to choose suppliers within the Netherlands or Europe. For example, 98% of our key suppliers are currently from Europe.

**98% of our suppliers
come from Europe**

4 Good employer practices

As an employer, we are proud to contribute to the Dutch (and European) manufacturing industry. As the production process takes place in Geldrop, the Netherlands, we obviously comply with European legislation on working conditions. We respect the norms and values with regard to employee protection, safety, working hours and discrimination.

Symbols used

Disclaimer:

- Subject to product and/or model changes.
- Subject to printing errors.
- Actual colours may differ from those shown.
- Unless stated otherwise, the dimensions in this catalogue are:
Height x Width x Depth.



Electricity required



Environmentally friendly



Ready to use, no assembly required



Lightweight product



Assembly material included



Lockable



Customisation available



Height adjustable foot



Printing possible



Profiles available in any RAL colour



Dry wipe board surface



Wheeled



Magnetic board surface



UV-resistant material



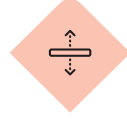
Board surface suitable for push pins



Weatherproof / splashproof



Surface suitable for projection



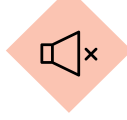
Height adjustable



Slides horizontally



Rotatable



Acoustic material

Index



Writing

8

Surfaces

10

Lines

12

Wall-mounted boards, single surface

14

Unframed Whiteboard

16

Softline 8 mm

22

Design

50

Softline 19 mm

54

ExtraFlat

58

Glass boards

66

Wall-mounted boards, winged

70

RC-10

72

Softline 19 mm

76

ExtraFlat

80

Wall-mounted boards, height adjustable

88

Single-surface columns

90

Winged boards columns

100

Winged boards sliding mechanism

108

Mobile and flexible

112

Work Board

114

Smit Visual mobile whiteboard

120

Silva - Acoustic whiteboard

126

Revolving board

128

Flipcharts

136

Wheeled bases

141

Lecterns

144

Rail system

146

Partition

158





Pinning 166

Surfaces	168
Softline 16 mm	172
Frameless	180
Softline 16 mm Combi	186

Acoustic 190

Wall tiles	192
Wall panels	197
Ceiling panels	201
Partition screens	203
Partition walls	207
Acoustic Art	210

Information 216

Display case	218
Paper rail	223
Presentation boards	224

Accessories 226

Starter kits	228
Glass-board accessories	232
Board markers and chalks	234
Erasers	236
Magnets and pushpins	238
Impression magnets	240
Visual Management	242
Planning sets	247
Flipchart paper	248

Writing

Our writing boards are manufactured with care in Geldrop, in the Netherlands.

We exclusively use robust materials and high-quality writing surfaces for very long-term intensive use. No foils or other low-quality whiteboard materials are used in our products.



Surfaces	10
Lines	12
Wall-mounted boards, single surface	16
Unframed Whiteboard	18
Softline 8 mm	22
Design	50
Softline 19 mm	54
ExtraFlat	58
Glass boards	66
Wall-mounted boards, winged	70
RC-10	72
Softline 19 mm	76
ExtraFlat	80
Wall-mounted boards, height adjustable	88
Single-surface columns	90
Winged boards columns	100
Winged boards sliding mechanism	108
Mobile and flexible	112
Work Board	114
Smit Visual mobile whiteboard	120
Silva - Acoustic whiteboard	126
Revolving board	128
Flipcharts	136
Wheeled bases	141
Lecterns	144
Rail system	146
Partition	158

Surfaces



6

4

5

2

3

1

7

8

1 – Whiteboard white enamel

Best quality whiteboard surface for very intensive use. Lifetime guarantee for perfect writing and erasing. The enamel surface is easy to read, clean lined and easy to keep clean.

2 – White lacquered steel

Lacquered steel whiteboards are a cost-effective alternative to enamel whiteboards. This surface is recommended for medium usage and has a 5 year guarantee for perfect writing and erasing.

3 – Printed whiteboard surface

Smit Visual printed whiteboards are sublimated. This technique bakes the ink into the surface. The full-colour prints are therefore scratch and wear resistant and colour fast. The guarantee for perfect writing and erasing is 5 years.

4 + 5 – Chalk grey and chalk green enamel

Enamel chalk surfaces in grey and green are highly colour fast, hard-wearing and can always be kept perfectly clean. The advantage over whiteboards is that colouring more solidly or lightly with chalk enables you to create different shades.

6 – Glass boards

Glass has the same perfect writing and erasing quality as enamel. The difference to enamel is the higher gloss level and a shadow effect behind written text. Smit Visual uses tempered safety glass.

7 – Low Gloss

Low Gloss is ideal for surfaces that are frequently used for writing and projection. The surface is not as glossy as white enamel, but can be wiped just as easily.

8 – Projection

As the name suggests, this surface is ideally suited for projection. The structure is so matt that it prevents reflection. The projected image will be displayed at its best on this surface.

Equipment	Use	Benefits	Guarantee surface	Maximum coil width
White enamel	Ideal for writing	Highest quality writing surface for whiteboards	Lifetime	1500 mm
Lacquered steel	Writing	Economical alternative to white enamelled steel	5 years	1192 mm
Steel sublimation	Sublimation (metal print)	Ideal for combining beautiful full colour images with a writing application	1 year	1192 mm
Chalk grey / green (enamelled steel)	Chalks	Highest quality writing surface for chalkboards	Lifetime	Green: 1500 mm Grey: 1200 mm
Glass	Writing	Highest quality writing and erasing Smooth surface with high gloss level	Lifetime	N/A
Low Gloss (enamelled steel)	Writing/projecting	Short-throw / Ultra short-throw projection and writing on the same surface	Lifetime	1500 mm
Projection (enamelled steel)	Projection	Ideal properties for projection without reflection. Suitable for wet wiping with a spray	Lifetime	1500 mm

Lines

Boards with an enamel writing surface (white and chalk green or grey) can be printed with lines, squares or crosses. This surface is exactly the same quality as the surface without print. For these surfaces, too, we guarantee perfect writability and erasability for life.



Surfaces



White enamel
whiteboard




Green enamel
chalkboard




Grey enamel
chalkboard


Crosses 5 cm
Distance between crosses: 50 mm



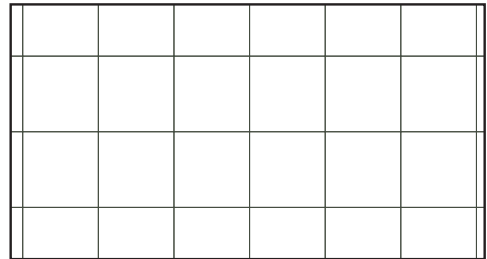
Crosses 10 cm
Distance between crosses: 100 mm




Squares 5 cm
Square dimensions: 50 mm




Squares 10 cm
Square dimensions: 100 mm




Music lines*
Distance between stave lines: 25/25/25/25/120 mm




1st school year*
Distance between lines: 20/40/50/40 mm




2nd school year*
Distance between lines: 20/30/40/30 mm



3rd school year*
Distance between lines: 80/35 mm



4th school year*
Distance between lines: 100 mm



*Max. height of boards with these printed enamel surfaces: 120 cm. The surface of enamelled steel boards smaller than 120 cm must be cut to size. The lines will therefore not be evenly spaced across the full height of the board.

Wall-mounted boards single surface

Smit Visual single surface boards are constructed with robust materials and a thick solid core. They rightly carry the stamp 'Premium Dutch Quality'. We produce single surface boards of up to 4 meters long!








Unframed

The edges of the Unframed Whiteboard are neatly cut, which eliminates the need for a frame and gives the board it's timeless design. The sleek board has a thickness of 4 mm, but is super strong. The black side contrasts nicely with the white front.



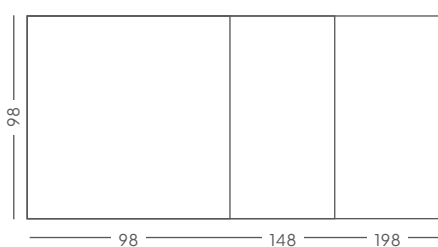
Size	Article number
98 x 98 cm	16200.100
98 x 148 cm	16200.101
98 x 198 cm	16200.102

For custom frameless whiteboards, check chameleonwriting.com.

Unframed Whiteboard, coated steel



- Sleek frameless whiteboard
- Only 4 mm thin, but extremely strong, rigid and break-resistant material
- Coated steel writing surface
- Product made of responsibly certified wood and is plastic-free
- 15 mm wall writing surface depth
- Easy assembly
- Can be mounted vertically or horizontally
- Suitable for creating a whiteboard wall with several panels
- Magnetic and dry erasable



Made of wood from responsibly managed forests



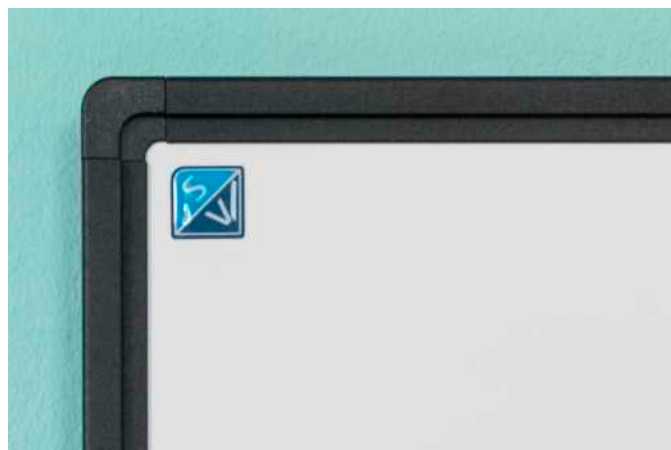
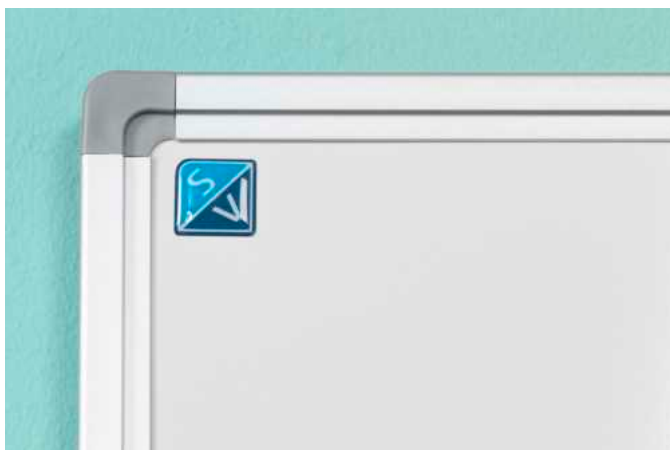
Softline 8 mm

The most popular board frame in our collection. This frame is available as standard in classic aluminium and modern black.

All colours are available on request. Softline 8 mm boards are supplied with a pen tray in the same colour as the frame.









Dimensions

Article number

Alu frame ● Black frame ●

150 x 300 cm	11103.311	11102.200
150 x 200 cm	11103.312	11102.201
120 x 400 cm	11103.290	-
120 x 350 cm	11103.326	-
120 x 300 cm	11103.100	11102.204
120 x 240 cm	11103.101	11102.205
120 x 200 cm	11103.285	11102.206
120 x 180 cm	11103.102	11102.207
120 x 150 cm	11103.103	11102.208
100 x 200 cm	11103.104	11102.209
100 x 180 cm	11103.105	11102.210
100 x 150 cm	11103.106	11102.211
100 x 100 cm	11103.107	11102.212
90 x 180 cm	11103.108	11102.213
90 x 120 cm	11103.109	11102.214
60 x 90 cm	11103.110	11102.215
45 x 60 cm	11103.111	11102.216
30 x 45 cm	11103.113	11102.217

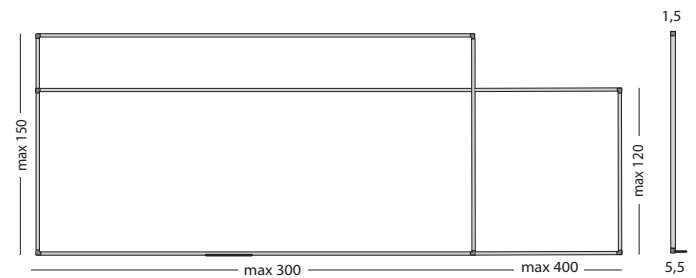


Made of wood from responsibly managed forests

Whiteboard Softline 8 mm, white enamel



- Writing surface of white enamelled steel, fused at 800°C
- Suitable for very intensive and long-term use
- Anodised or black lacquered aluminium frame with plastic corner pieces
- Includes mounting materials and 30 cm pen tray
- Can be mounted vertically or horizontally
- Magnetic, dry wipe



Dimensions

Article number

Alu frame ● Black frame ●

120 x 400 cm	11103.299	-
120 x 350 cm	11103.301	-
120 x 300 cm	11103.295	11102.222
120 x 240 cm	11103.294	11102.223
120 x 200 cm	11103.267	11102.224
120 x 180 cm	11103.283	11102.225
120 x 150 cm	11103.293	11102.226
100 x 200 cm	11103.260	11102.227
100 x 150 cm	11103.261	11102.228
100 x 100 cm	11103.268	11102.229
90 x 180 cm	11103.265	11102.230
90 x 120 cm	11103.262	11102.231
60 x 90 cm	11103.263	11102.232
45 x 60 cm	11103.264	11102.233
30 x 45 cm	11103.284	11102.234




Made of wood from responsibly managed forests

Whiteboard Softline 8 mm, lacquered steel



- White lacquered steel writing surface
- Suitable for normal to fairly intensive use
- Anodised or black lacquered aluminium frame with plastic corner pieces
- Includes mounting materials and 30 cm pen tray
- Can be mounted vertically or horizontally
- Magnetic, dry wipe





Dimensions

Article number

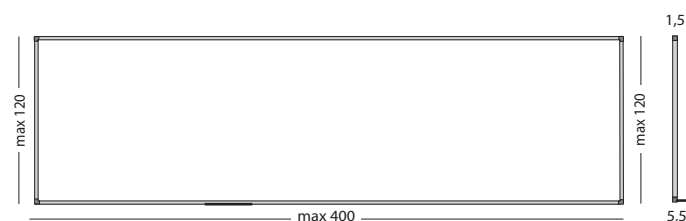
120 x 400 cm
120 x 350 cm
120 x 300 cm
120 x 240 cm
120 x 180 cm
120 x 150 cm
100 x 200 cm
100 x 180 cm
100 x 150 cm
100 x 100 cm
90 x 180 cm
90 x 120 cm
60 x 90 cm
45 x 60 cm

Alu frame ●	Black frame ●
11103.613	-
11103.618	-
11103.600	11102.262
11103.601	11102.263
11103.614	11102.264
11103.615	11102.265
11103.604	11102.266
11103.616	11102.267
11103.606	11102.268
11103.617	11102.269
11103.608	11102.270
11103.609	11102.271
11103.610	11102.272
11103.611	11102.273


Softline 8 mm, chalk grey



- Chalkboard surface of grey enamelled steel, fused at 800°C
- Suitable for very intensive and long-term use
- Anodised or black lacquered aluminium frame with plastic corner pieces
- Includes mounting materials and 30 cm pen tray
- Can be mounted vertically or horizontally
- Magnetic, dry wipe



Made of wood from responsibly managed forests



Dimensions

Article number


150 x 300 cm
150 x 200 cm
120 x 400 cm
120 x 350 cm
120 x 300 cm
120 x 240 cm
120 x 180 cm
120 x 150 cm
100 x 200 cm
100 x 180 cm
100 x 150 cm
100 x 100 cm
90 x 180 cm
90 x 120 cm
60 x 90 cm
45 x 60 cm

Alu frame ●	Black frame ●
11103.321	11102.240
11103.322	11102.241
11103.255	-
11103.323	-
11103.240	11102.244
11103.241	11102.245
11103.242	11102.246
11103.243	11102.247
11103.244	11102.248
11103.245	11102.249
11103.246	11102.250
11103.247	11102.251
11103.248	11102.252
11103.249	11102.253
11103.250	11102.254
11103.251	11102.255

Softline 8 mm, chalk green



- Chalkboard surface of green enamelled steel, fused at 800°C
- Suitable for very intensive and long-term use
- Anodised or black lacquered aluminium frame with plastic corner pieces
- Includes mounting materials and 30 cm pen tray
- Can be mounted vertically or horizontally
- Magnetic, dry wipe



Made of wood from responsibly managed forests

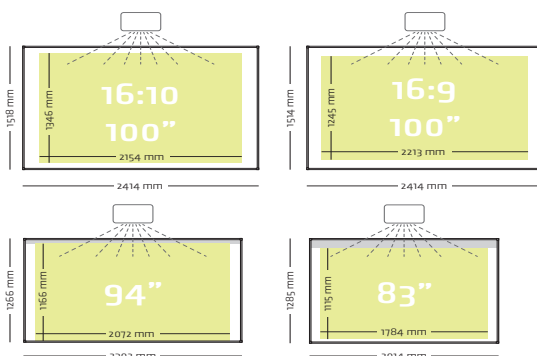


Projection ratio/ size	Dimensions	Article number
16:10 / 16:9, 100"	150 x 240 cm	11103.343
16:9, 94"	126 x 231 cm	11103.380
16:10, 83"	128 x 201 cm	11103.357

Softline 8mm projection board, Low Gloss, finger touch






- Projection surface of Low Gloss enamelled steel fused at 800°C
- Suitable for short-throw / ultra short-throw interactive finger-touch projectors such as Epson EB-695Wi, EB-1485Fi or EB-770Fi
- Available in various projection ratios and sizes
- 94" and 83" projection boards, including grey strip for touch sensor
- Suitable for very intensive and long-term use
- Anodised aluminium frame with plastic corner pieces
- Includes mounting materials and 30 cm pen tray
- Magnetic, dry wipe



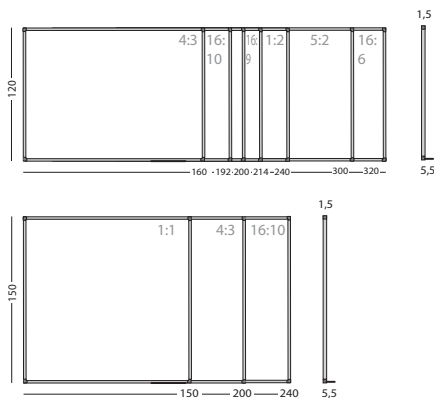
Made of wood from responsibly managed forests







Projection ratio/ size	Dimensions	Article number
16:10 / 16:9 (100")	150 x 240 cm	11103.343
4:3	150 x 200 cm	11103.341
1:1	150 x 150 cm	11103.340
5:2	120 x 300 cm	11103.339
2:1	120 x 240 cm	11103.330
16:9 (95")	120 x 214 cm	11103.335
	120 x 200 cm	11103.338
16:10 (88")	120 x 192 cm	11103.346
4:3	120 x 160 cm	11103.331



Softline 8mm projection board, Low Gloss



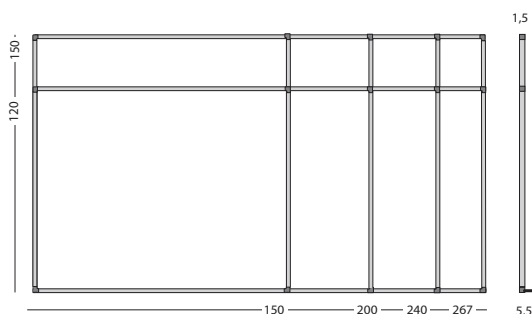
- Projection surface of Low Gloss enamelled steel fused at 800°C
- Suitable for short-throw / ultra short-throw (interactive pen) projectors such as Epson EB-685Wi, EB-1480Fi or EB-760Wi
- Available in various projection ratios and sizes.
- Suitable for very intensive and long-term use
- Anodised aluminium frame with plastic corner pieces
- Includes mounting materials and 30 cm pen tray
- Magnetic, dry wipe



Made of wood from responsibly managed forests



Projection ratio	Dimensions	Article number
16:9	150 x 267 cm	11103.362
16:10	150 x 240 cm	11103.361
4:3	150 x 200 cm	11103.360
1:1	150 x 150 cm	11103.363
16:9	120 x 214 cm	11103.367
16:10	120 x 192 cm	11103.366
4:3	120 x 160 cm	11103.365





Softline 8mm projection board, Projection steel



- Projection surface of Projection enamelled steel fused at 800°C
- The surface has the ideal properties for long-throw projection: perfect projection without a hot spot and a wide viewing angle, gloss level: 13 GU (60°)
- Available in various projection ratios and sizes.
- Suitable for very intensive and long-term use
- Anodised aluminium frame with plastic corner pieces
- Includes mounting materials and 30 cm pen tray
- Magnetic, wet wipe



Made of wood from responsibly managed forests



Dimensions

Article number

Alu frame ● Black frame ●

120 x 300 cm	11103.471	11102.280
120 x 240 cm	11103.470	11102.281
120 x 200 cm	11103.462	11102.282
120 x 180 cm	11103.461	11102.283
120 x 150 cm	11103.459	11102.284
120 x 120 cm	11103.468	11102.285
100 x 200 cm	11103.467	11102.286
100 x 150 cm	11103.458	11102.287
100 x 100 cm	11103.457	11102.288
90 x 180 cm	11103.464	11102.289
90 x 120 cm	11103.456	11102.290
60 x 90 cm	11103.453	11102.291
45 x 60 cm	11103.451	11102.292



Softline 8 mm printed whiteboard



- Writing surface full-colour printed steel sublimation
- Suitable for normal to fairly intensive use
- Anodised or black lacquered aluminium frame with plastic corner pieces
- Includes mounting materials and 30 cm pen tray
- Can be mounted vertically or horizontally
- Magnetic, dry wipe



Made of wood from responsibly managed forests

Whiteboards with custom print



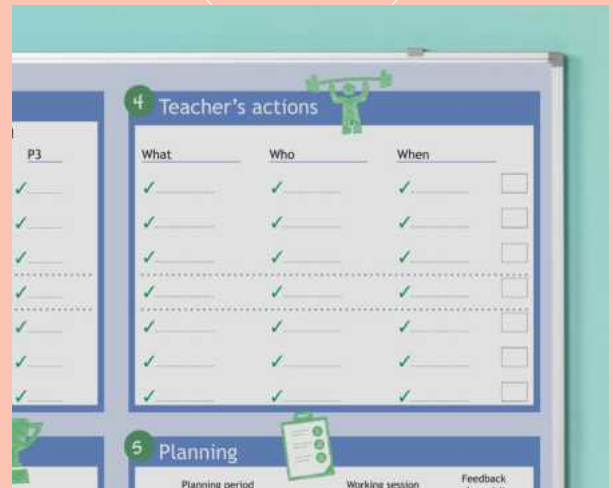
Every organisation, department or team has its own take on specific work processes. As a result, it is rare for standard print designs to precisely match existing needs. The solution is a custom design with corporate style layout.



Logistics



Care



Education



Personalised designs for prints can be submitted via info@smit-visual.nl. Delivery specifications and templates can be found at www.smit-visual.com/printed-boards.

Need help with your design? Our graphics team would be more than happy to help.



Design/Type	Dimensions - Scale	Article number
World, political	90 x 120 cm - 1:34,232,000	11103.925
Europe, road map	90 x 120 cm - 1:6,170,000	11103.926
The Netherlands, road map	120 x 90 cm - 1:270,000	11103.930
The Netherlands, PC	130 x 110 cm - 1:233,500	11103.931
BeLux, road map	110 x 130 cm - 1:289,300	11103.932
Belgium, PC	100 x 130 cm - 1:282,500	11103.933
Germany, road map	120 x 90 cm - 1:771,900	11103.934
Germany, PC	120 x 90 cm - 1:708,200	11103.935
France, road map	120 x 120 cm - 1:170,000	11103.936
France, PC	100 x 100 cm - 1:1,084,600	11103.937

Softline 8 mm, maps - worldwide

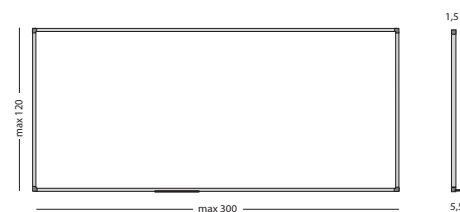


- Very detailed full-colour map printed on steel sublimation
- Suitable for normal to fairly intensive use
- Anodised aluminium frame with plastic corner pieces
- Includes mounting materials and 30 cm pen tray
- Magnetic, dry wipe


Accessories,
see page 228



Made of wood from responsibly managed forests







Dutch



English



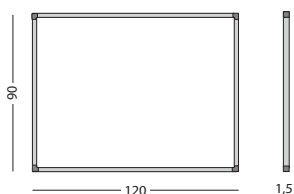
German

Size	Language	Article number
90 x 120 cm	NL	11103.430N
90 x 120 cm	GB	11103.430E
90 x 120 cm	D	11103.430D

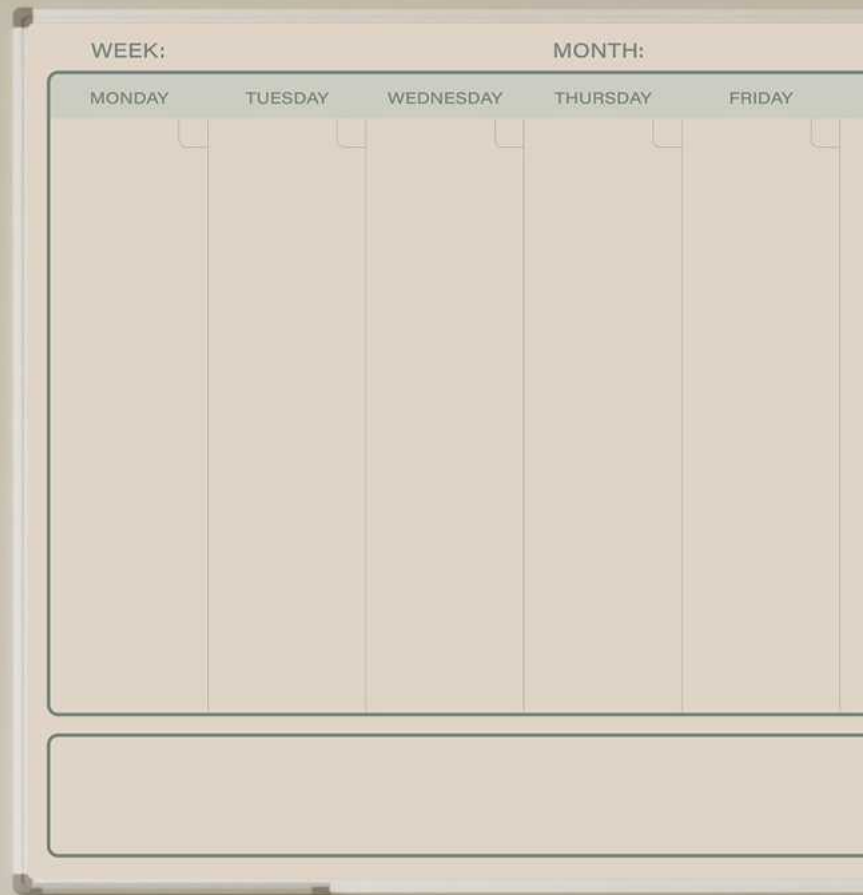
Softline 8mm, Weekly planner Elegance



- Vertically pre-printed with weekdays, horizontally with a section for notes
- Writing surface of full colour printed steel sublimation
- Suitable for normal to fairly intensive use
- Anodised aluminium frame with plastic corner pieces
- Includes mounting materials, 30 cm pen tray
- Magnetic, dry wipe



Made of wood from responsibly managed forests





Dutch



English



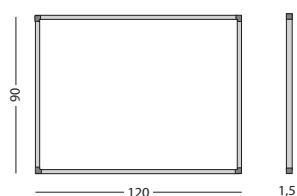
German

Size	Language	Article number
90 x 120 cm	NL	11103.430N
90 x 120 cm	GB	11103.430E
90 x 120 cm	D	11103.430D

Softline 8mm, Monthly planner Elegance



- Pre-printed with 35 boxes (1 month) in 5 rows and 7 columns (Monday to Sunday)
- Writing surface of full colour printed steel sublimation
- Suitable for normal to fairly intensive use
- Anodised aluminium frame with plastic corner pieces
- Includes mounting materials, 30 cm pen tray
- Magnetic, dry wipe



Made of wood from responsibly managed forests



Dutch



English



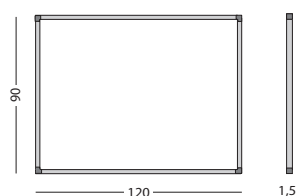
German

Size	Language	Article number
90 x 120 cm	NL	11103.433N
90 x 120 cm	GB	11103.433E
90 x 120 cm	D	11103.433D

Softline 8mm, Yearly planner Natural

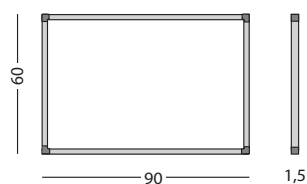
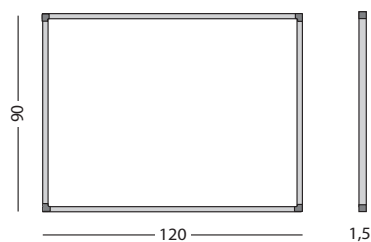


- Continuous year planner (January to December)
- Months, days, and dates can be filled in flexibly
- Writing surface of full colour printed steel sublimation
- Suitable for normal to fairly intensive use
- Anodised aluminium frame with plastic corner pieces
- Includes mounting materials, 30 cm pen tray
- Magnetic, dry wipe





Dimensions	Language	Article number
90 x 120 cm	NL	11103.188N
90 x 120 cm	D	11103.188D
90 x 120 cm	GB	11103.188E
60 x 90 cm	NL	11103.208N
60 x 90 cm	D	11103.208D
60 x 90 cm	GB	11103.208E



Softline 8mm, double week planner



- Week planner showing two weeks beside each other and 53 free positions below each day
- Writing surface of printed steel sublimation
- Suitable for normal to fairly intensive use
- Anodised aluminium frame with plastic corner pieces
- Includes mounting materials, 30 cm pen tray and magnetic day strip for double week planner
- Magnetic, dry wipe



Made of wood from responsibly managed forests



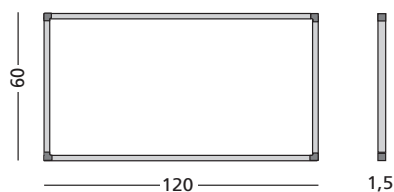
Dimensions
60 x 120 cm

Article number
11103.198

Softline 8mm, 53-week planner



- Planner with space for 53 weeks horizontally
- 25 free positions per week, vertically
- Writing surface of printed steel sublimation
- Suitable for normal to fairly intensive use
- Anodised aluminium frame with plastic corner pieces
- Includes mounting materials and 30 cm pen tray
- Magnetic, dry wipe



Made of wood from responsibly managed forests



Dutch



English



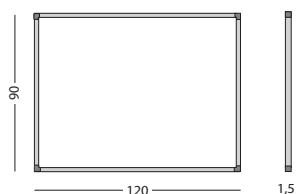
German

Dimensions	Period	Language	Article number
90 x 120 cm	Jan - Dec	NL	11103.574
90 x 120 cm	Jan - Dec	D	11103.575
90 x 120 cm	Jan - Dec	GB	11103.576
90 x 120 cm	Aug - Jul	NL	11103.577
90 x 120 cm	Aug - Jul	D	11103.578
90 x 120 cm	Aug - Jul	GB	11103.579
Customisation	Period	Language	Article number
90 x 120 cm	Period	Language	11103.999


Softline 8mm year planner, blue



- Continuous year planner pre-printed with 12 months (January - December or August - July)
- Every month has space for 53 weeks
- Weeks and dates can be filled in as required
- Writing surface full-colour printed steel sublimation
- Suitable for normal to fairly intensive use
- Anodised aluminium frame with plastic corner pieces
- Includes mounting materials and 30 cm pen tray
- Magnetic, dry wipe



Made of wood from responsibly managed forests




january
february

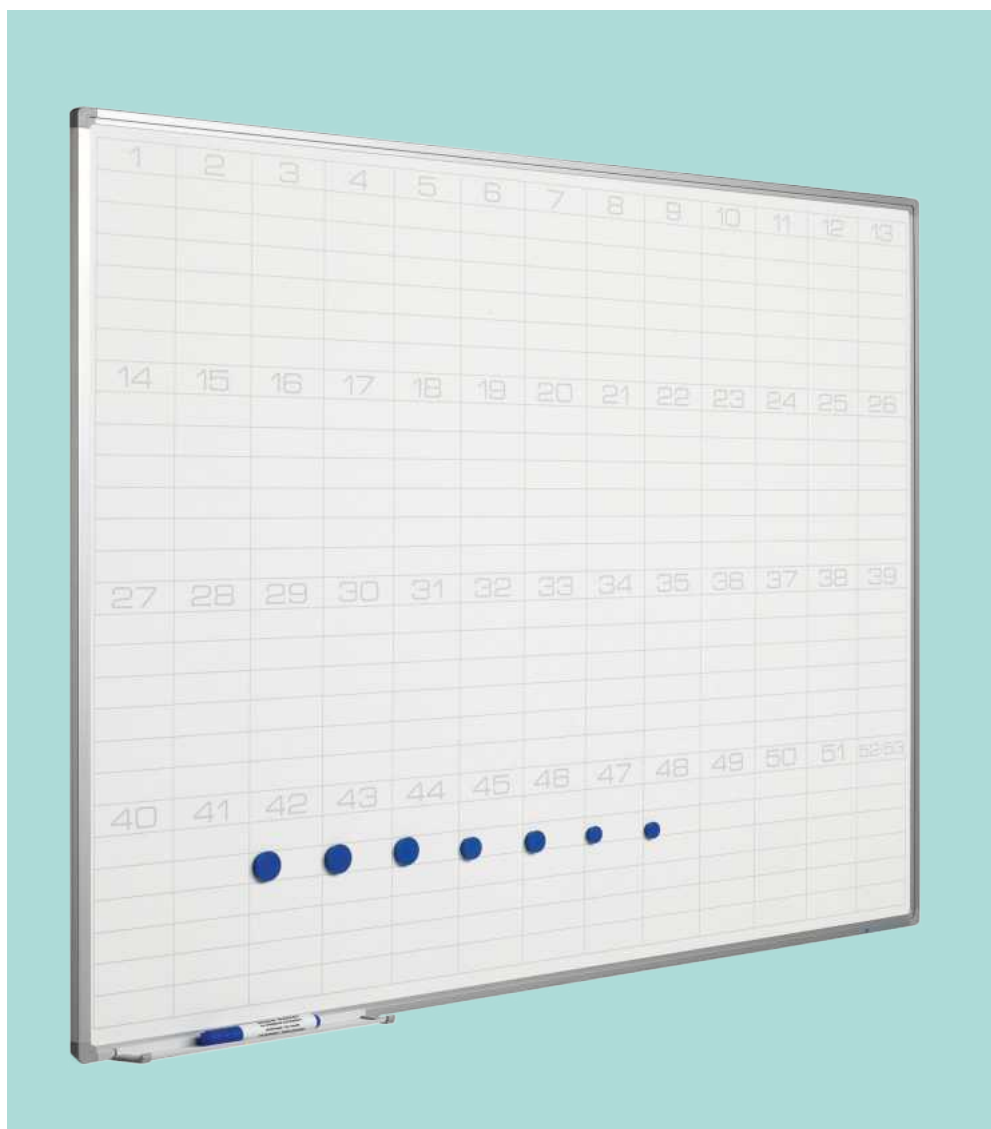
Dimensions	Language	Article number
60 x 120 cm	NL	11103.196N
60 x 120 cm	D	11103.282D
60 x 120 cm	GB	11103.281E



-
- Technical drawing of a rectangular frame. The main rectangle has a width of 90 and a height of 60. To the right, a vertical dimension line indicates a thickness of 1,5.



Made of wood from responsibly managed forests



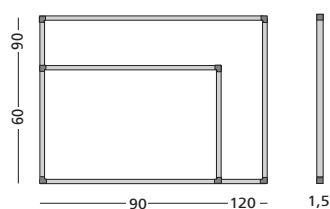
Dimensions
90 x 120 cm
60 x 90 cm

Article number
11103.187
11103.207

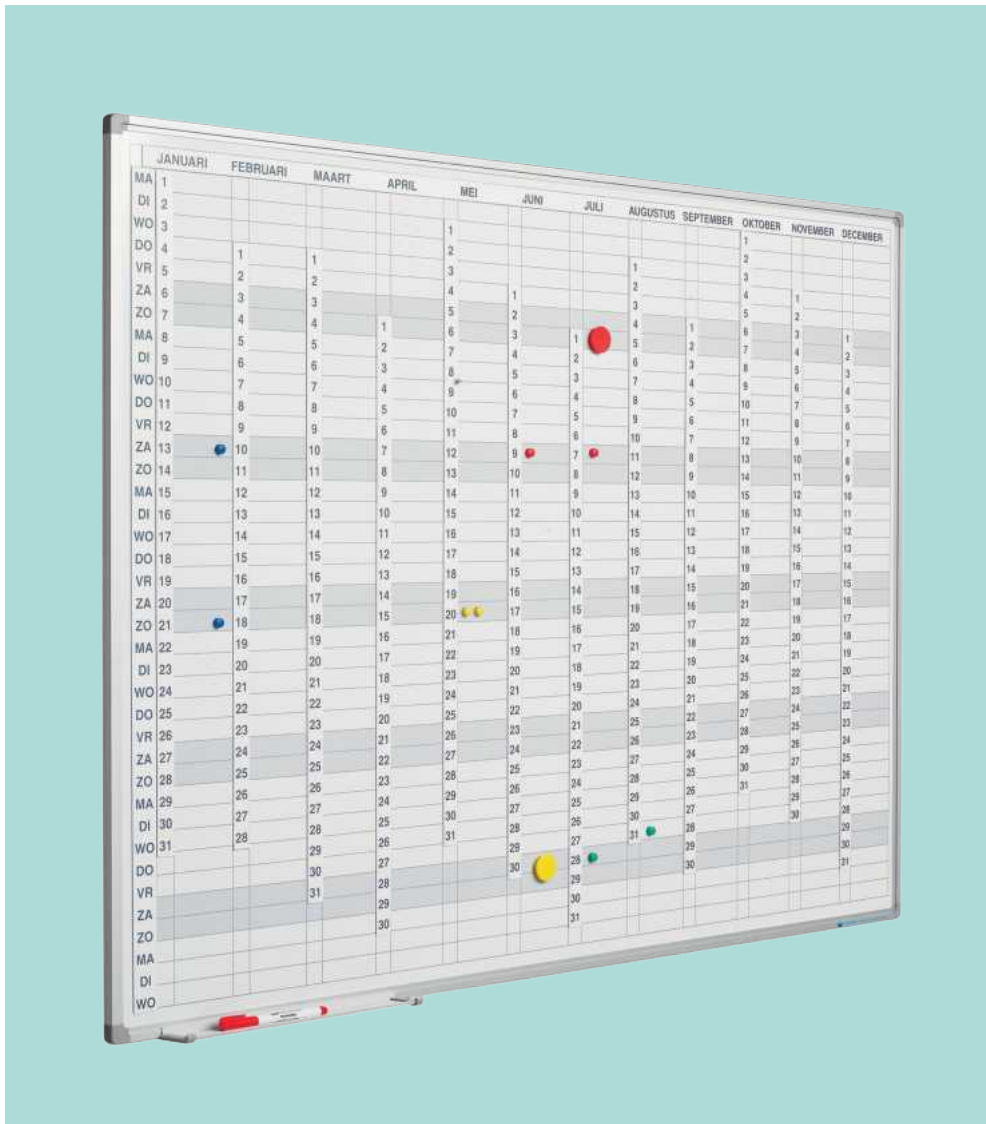
Softline 8mm yearly overview planner



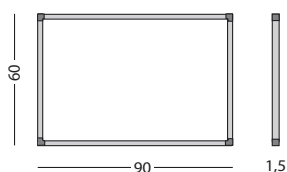
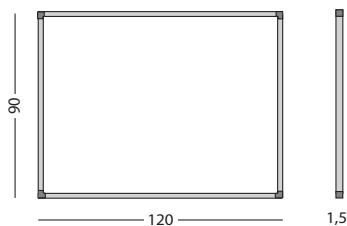
- Horizontally preprinted with 53 weeks
- 6 free spaces below each week
- Writing surface of printed steel sublimation
- Suitable for normal to fairly intensive use
- Anodised aluminium frame with plastic corner pieces
- Includes mounting materials and 30 cm pen tray
- Magnetic, dry wipe



Made of wood from responsibly managed forests



Dimensions	Language	Article number
90 x 120 cm	NL	11103.186N
90 x 120 cm	D	11103.186D
90 x 120 cm	GB	11103.186E
60 x 90 cm	NL	11103.206N
60 x 90 cm	D	11103.206D
60 x 90 cm	GB	11103.206E



Softline 8mm vertical year planner



- Continuous year planner
- The months, days and dates can be shown for each year with the aid of magnetic strips
- Writing surface of printed steel sublimation
- Suitable for normal to fairly intensive use
- Anodised aluminium frame with plastic corner pieces
- Includes mounting materials, 30 cm pen tray and vertical number strips, horizontal strip indicating the month and vertical strip indicating the day. (all strips are magnetic)
- Magnetic, dry wipe



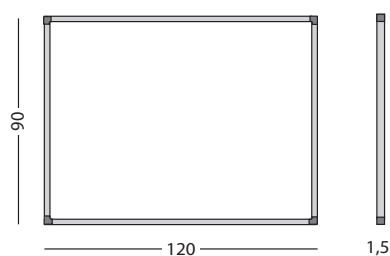
Made of wood from responsibly managed forests



Dimensions	Language	Article number
90 x 120 cm	NL	11103.185N
90 x 120 cm	GB	11103.185E
90 x 120 cm	D	11103.185D
60 x 90 cm	NL	11103.205N
60 x 90 cm	GB	11103.205E
60 x 90 cm	D	11103.205D



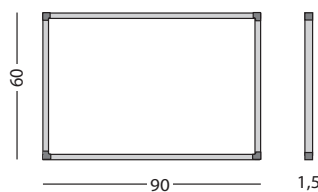
Made of wood from responsibly managed forests



Softline 8mm working days planner



- Workday planner showing Monday to Saturday horizontally with 37 free spaces below each day
- Writing surface of printed steel sublimation
- Suitable for normal to fairly intensive use
- Anodised aluminium frame with plastic corner pieces
- Includes mounting materials, 30 cm pen tray and (12) magnetic horizontal day strips
- Magnetic, dry wipe





Dutch



English



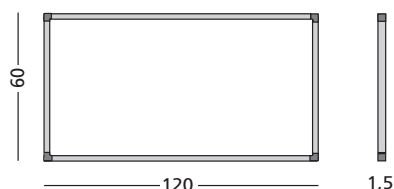
German

Dimensions	Language	Article number
60 x 120 cm	NL	11103.195
60 x 120 cm	D	11103.277
60 x 120 cm	GB	11103.276
Week numbers (set of 52)		14035.125

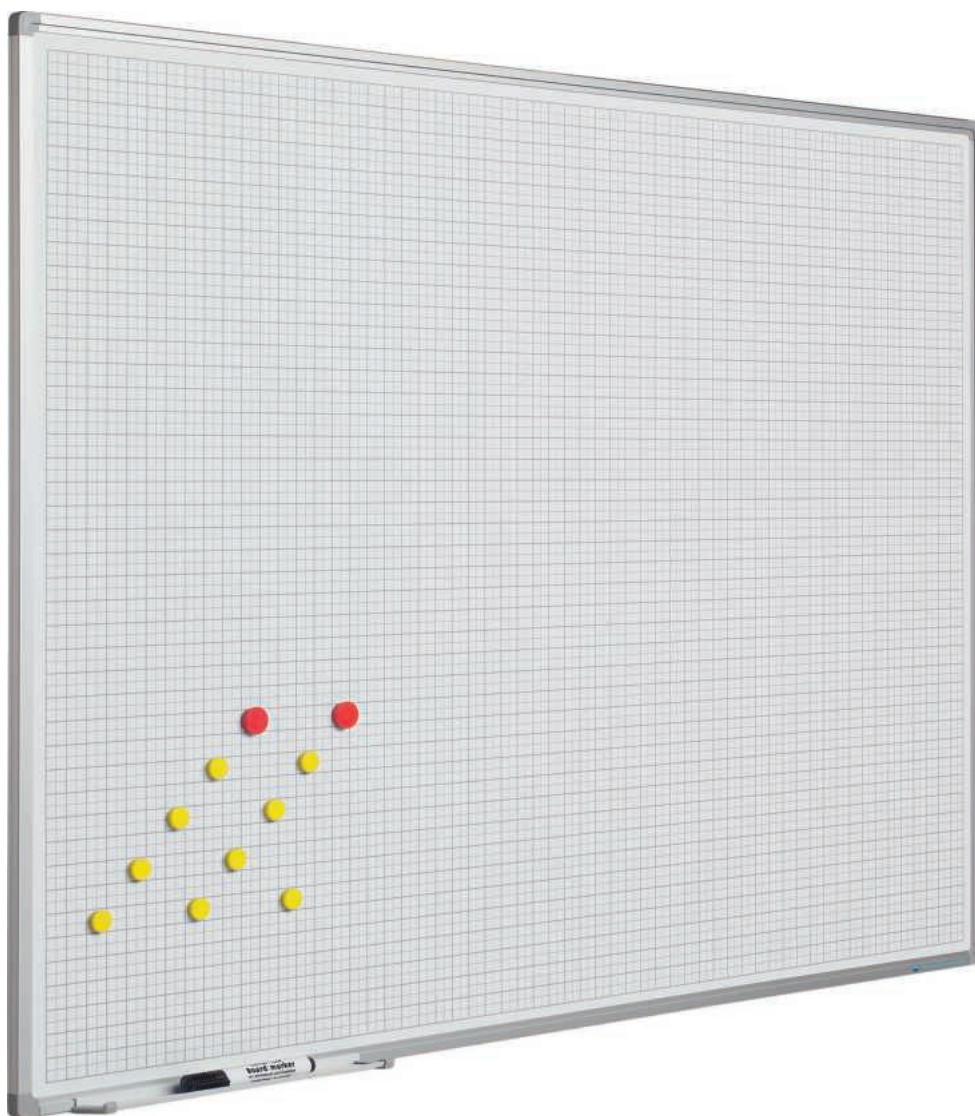
Softline 8mm, weekly planner



- Preprinted showing weekdays horizontally and 5 rows of weeks vertically
- This board can also be used as a month planner by numbering the spaces from 1 to 31
- Writing surface of printed steel sublimation
- Suitable for normal to fairly intensive use
- Anodised aluminium frame with plastic corner pieces
- Includes mounting materials and 30 cm pen tray
- Magnetic, dry wipe



Made of wood from responsibly managed forests

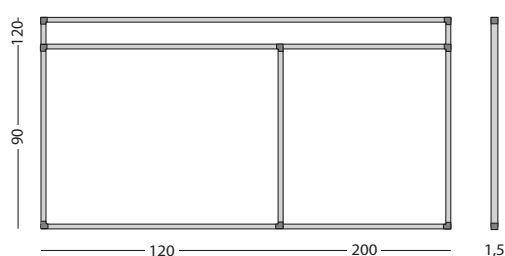


Dimensions	Square size	Article number
100 x 200 cm	5 x 5 cm	11103.143
120 x 200 cm	5 x 5 cm	11103.144
90 x 120 cm	5 x 5 cm	11103.141
90 x 120 cm	2 x 2 cm (1 x 1 cm)	11103.146


Softline 8mm squared boards



- Squared pattern of 5x5 cm preprinted on enamel, suitable for very intensive and long-term use
- Squared pattern of 2x2 cm preprinted on steel sublimation, suitable for normal to fairly intensive use
- Anodised aluminium frame with plastic corner pieces
- Includes mounting materials and 30 cm pen tray
- Magnetic, dry wipe



Made of wood from responsibly managed forests



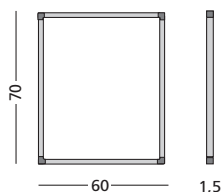
Dimensions
70 x 60 cm

Article number
11103.215

Softline 8mm In-Out board



- Space for 25 names
- Writing surface of printed steel sublimation
- Suitable for normal to fairly intensive use
- Anodised aluminium frame with plastic corner pieces
- Includes mounting materials, 30 cm pen tray, 25 red magnets (Ø 25 mm) and 25 magnetic name holders (2 x 10 cm)
- Magnetic, dry wipe




Made of wood from responsibly managed forests





Design

An anodised aluminium profile with grey plastic corner pieces. The lines in the frame are continued in the corner pieces. All boards with Design profile are supplied with a 30 cm pen tray.





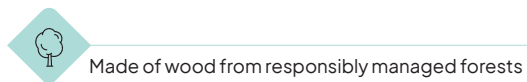
Design Whiteboard, white enamel



- Writing surface of white enamelled steel, fused at 800°C
- Suitable for very intensive and long-term use
- Anodised aluminium frame with plastic corner pieces
- Includes mounting materials and 30 cm pen tray
- Can be mounted vertically or horizontally
- Magnetic, dry wipe



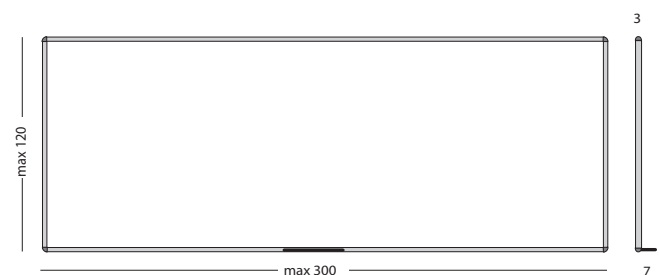
Dimensions	Article number
120 x 300 cm	11101.100
120 x 240 cm	11101.101
120 x 180 cm	11101.102
120 x 150 cm	11101.103
100 x 200 cm	11101.104
100 x 180 cm	11101.105
100 x 150 cm	11101.106
100 x 100 cm	11101.107
90 x 180 cm	11101.108
90 x 120 cm	11101.109
60 x 90 cm	11101.110
45 x 60 cm	11101.111



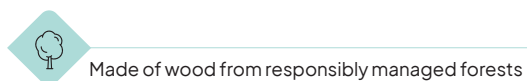
Design whiteboard, lacquered steel




- White lacquered steel writing surface
- Suitable for normal to fairly intensive use
- Anodised aluminium frame with plastic corner pieces
- Includes mounting materials and 30 cm pen tray
- Can be mounted vertically or horizontally
- Magnetic, dry wipe



Dimensions	Article number
120 x 240 cm	11101.301
120 x 180 cm	11101.302
100 x 200 cm	11101.304
100 x 150 cm	11101.306
90 x 120 cm	11101.309
60 x 90 cm	11101.310
45 x 60 cm	11101.311











Blackboard Softline 19 mm

The Softline 19 mm aluminium profile (SL19) is much used in schools. The frame can be combined with a lightweight core, allowing mounting on height-adjustable structures such as columns. SL19 boards are supplied as standard with a pen/chalk tray along the entire width of the board.

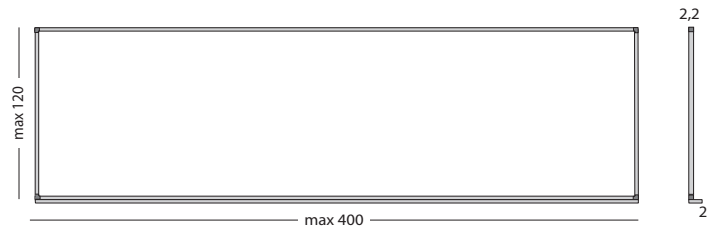




Dimensions	Article number
120 x 400 cm	17115.101
100 x 400 cm	17115.102
120 x 300 cm	17115.103
100 x 300 cm	17115.104
120 x 250 cm	17115.105
100 x 250 cm	17115.106
120 x 200 cm	17115.107
100 x 200 cm	17115.108

Softline 19 mm blackboard,
white enamel

- Chalkboard surface of white enamelled steel, fused at 800°C
- Suitable for very intensive and long-term use
- Anodised aluminium frame with plastic corner pieces
- With pen/chalk tray along the entire width of the board
- Mounting materials included
- Magnetic, dry wipe




Softline 19 mm blackboard, chalk green



Dimensions	Article number
120 x 400 cm	17115.121
100 x 400 cm	17115.122
120 x 300 cm	17115.123
100 x 300 cm	17115.124
120 x 250 cm	17115.125
100 x 250 cm	17115.126
120 x 200 cm	17115.127
100 x 200 cm	17115.128



- Chalkboard surface of grey enamelled steel, fused at 800°C
- Suitable for very intensive and long-term use
- Anodised aluminium frame with plastic corner pieces
- With pen/chalk tray along the entire width of the board
- Mounting materials included
- Magnetic, dry wipe




These boards on
height-adjustable base?

See pages 92 - 93

Projection boards ExtraFlat

The ExtraFlat profile is much used in schools. The frame can be combined with a lightweight core, allowing mounting on height-adjustable structures such as columns. ExtraFlat boards are supplied as standard with a pen/chalk tray along the entire width of the board.







Projection ratio/
size
16:10, 83"

Dimensions
128 x 201 cm

Article number
17106.101

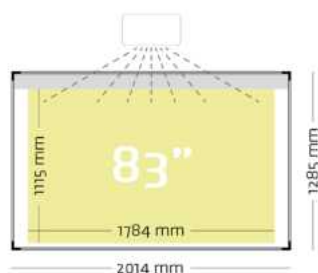
Aluminium pen tray, 31 cm (optional):

18400.040


ExtraFlat Projection Board, Low Gloss, finger touch,
16:10 - 83"



- Projection surface of Low Gloss enamelled steel fused at 800°C
- Suitable for short-throw / ultra short-throw interactive finger-touch projectors (16:10) such as Epson EB-695Wi or EB-770Fi
- Includes grey strip for touch sensor
- Suitable for very intensive and long-term use
- Anodised aluminium frame with plastic corner pieces
- Mounting materials included
- Magnetic, dry wipe



Made of wood from responsibly managed forests



Projection ratio/
size
16:9, 94"

Dimensions
126 x 231 cm

Article number
17106.108

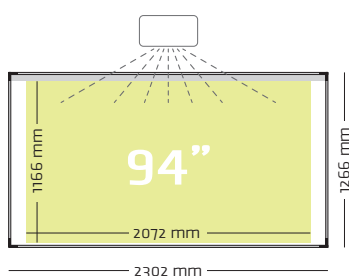
Aluminium pen tray, 31 cm (optional):

18400.040

ExtraFlat Projection Board, Low Gloss, finger touch,
16:9 - 94"



- Projection surface of Low Gloss enamelled steel fused at 800°C
- Suitable for short-throw / ultra short-throw interactive finger-touch projectors (16:9) such as Epson EB-1485Fi or EB-770Fi
- Includes grey strip for touch sensor
- Suitable for very intensive and long-term use
- Anodised aluminium frame with plastic corner pieces
- Mounting materials included
- Magnetic, dry wipe



Made of wood from responsibly managed forests





Projection ratio/
size

16:10, 16:9, 100"

Dimensions

150 x 240 cm

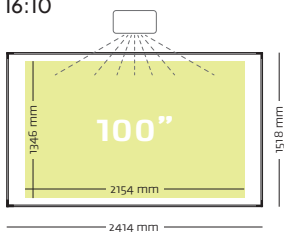
Article number

17106.106

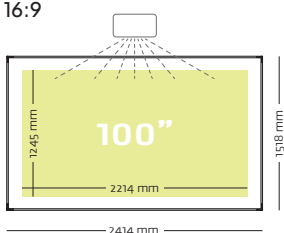
Aluminium pen tray, 31 cm (optional):

18400.040

16:10



16:9





ExtraFlat Projection Board, Low Gloss, finger touch,
16:10, 16:9 - 100"



- Projection surface of Low Gloss enamelled steel fused at 800°C
- Suitable for short-throw / ultra short-throw interactive finger-touch projectors such as Epson EB-695Wi, EB-770Fi (16:10) Epson EB-1485Fi or EB-770Fi (16:9)
- Suitable for very intensive and long-term use
- Anodised aluminium frame with plastic corner pieces
- Mounting materials included
- Magnetic, dry wipe



Made of wood from responsibly managed forests



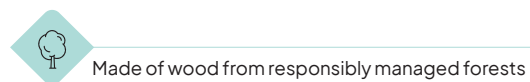
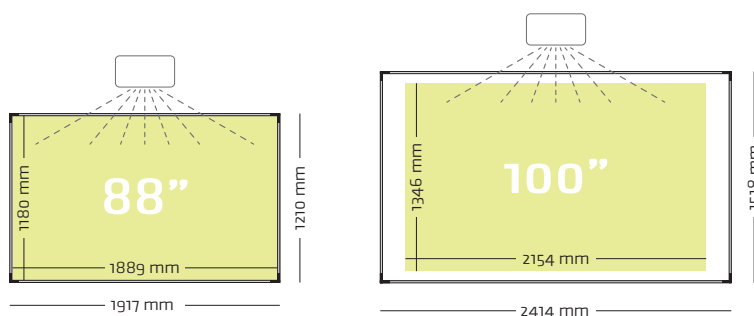


Projection ratio/ size	Dimensions	Article number
16:10, 88"	120 x 192 cm	17106.100
16:10, 100"	150 x 240 cm	17106.106
Aluminium pen tray, 31 cm (optional):		18400.040

ExtraFlat Projection Board, Low Gloss, 16:10



- Projection surface of Low Gloss enamelled steel fused at 800°C
- Suitable for short-throw / ultra short-throw (interactive pen) projectors (16:10) such as Epson EB-685Wi, EB-1480Fi or EB-760Wi
- Suitable for very intensive and long-term use
- Anodised aluminium frame with plastic corner pieces
- Mounting materials included
- Magnetic, dry wipe

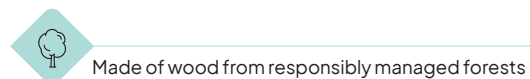
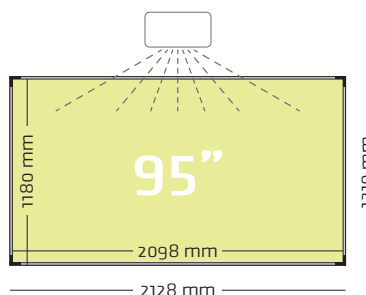


Projection ratio/ size	Dimensions	Article number
16:9, 95"	120 x 214 cm	17106.115
Aluminium pen tray, 31 cm (optional):		18400.040

ExtraFlat Projection Board, Low Gloss, 16:9



- Projection surface of Low Gloss enamelled steel fused at 800°C
- Suitable for short-throw / ultra short-throw (interactive pen) projectors (16:9) such as Epson EB-685Wi, EB-1480Fi or EB-760Wi
- 94" projection board, including grey strip for touch sensor
- Suitable for very intensive and long-term use
- Anodised aluminium frame with plastic corner pieces
- Mounting materials included
- Magnetic, dry wipe






Glass boards

Smit Visual glass boards are magnetic and dry wipe. They are made of tempered safety glass with rounded corners. The back is opaque coloured for maximum readability.



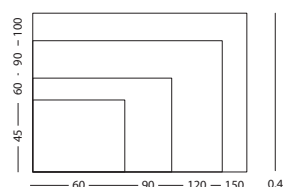


Dimensions	Article number
100 x 150 cm	14600.206
90 x 120 cm	14600.209
60 x 90 cm	14600.210
45 x 60 cm	14600.211

Glass2Write glass board



- Writing surface of tempered safety glass
- Opaque white for good readability, also meaning it can be mounted on any colour wall.
- Suitable for very intensive and long-term use
- Can be mounted vertically or horizontally
- Includes mounting materials, glass pen tray, magnetic eraser and 5 extra strong magnets
- Writable, dry wipe and magnetic



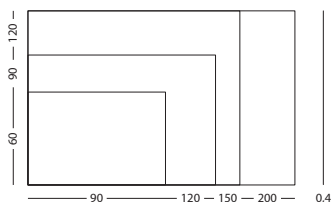


Dimensions	Article number
120 x 200 cm	14800.130
120 x 150 cm	14800.120
90 x 120 cm	14800.110
60 x 90 cm	14800.100

Premium glass board



- Writing surface of tempered safety glass
- Sleek design thanks to the concealed mounting
- The green colour has been eliminated from the tempered safety glass, giving it its crystal-clear colour. Together with the opaque white back this ensures perfect readability and can therefore be mounted on any colour wall.
- Suitable for very intensive and long-term use
- Can be mounted vertically or horizontally
- Includes mounting materials and glass pen tray
- Writable, dry wipe and magnetic

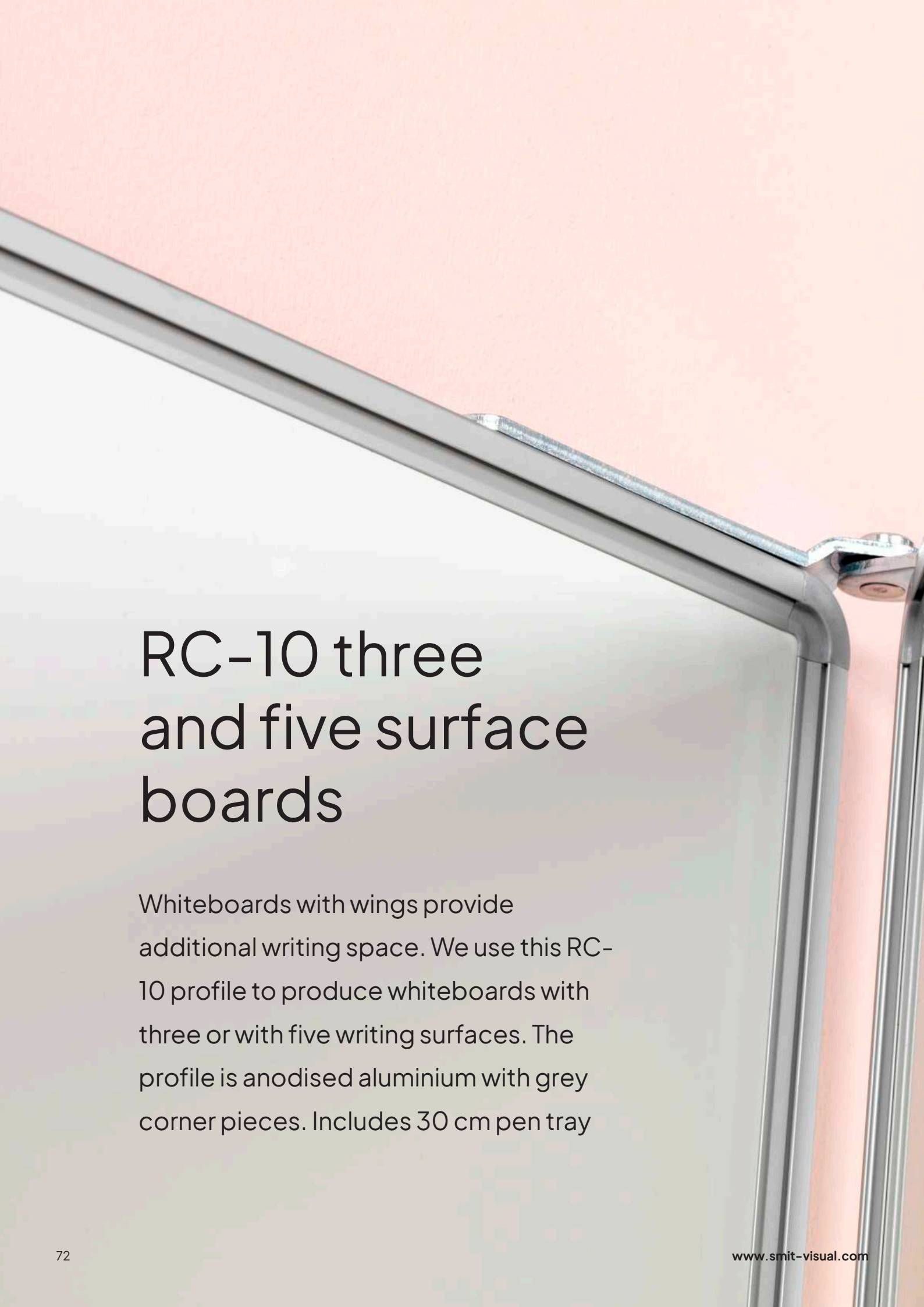


Wall-mounted boards winged

Our three and five surface boards are made with strong hinges for very intensive use. Each board can have several customised surfaces: such as different lines, chalkboard surfaces and/or whiteboard surfaces. We manufacture bespoke products just as quickly as standard products.









RC-10 three and five surface boards

Whiteboards with wings provide additional writing space. We use this RC-10 profile to produce whiteboards with three or with five writing surfaces. The profile is anodised aluminium with grey corner pieces. Includes 30 cm pen tray

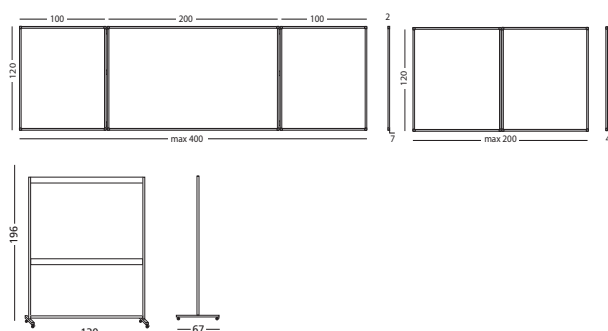




14013.103

Dimensions	Article number
120 x 200 cm	13016.100
120 x 150 cm	13016.101
100 x 200 cm	13016.102
90 x 120 cm	13016.103
60 x 90 cm	13016.104

Wheeled base for RC-10
boards from 120x150 cm 14013.103



RC-10 winged whiteboard, white enamel



- Writing surface of white enamelled steel, fused at 800°C
- Additional wings provide more writing space
- Suitable for very intensive and long-term use
- Anodised aluminium frame with plastic corner pieces
- Includes mounting materials and 30 cm pen tray
- Magnetic, dry wipe



Made of wood from responsibly managed forests



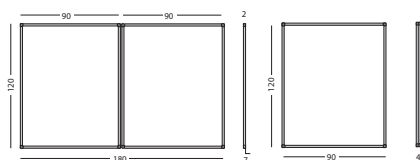
Dimensions
120 x 90 cm
90 x 60 cm

Article number
13016.110
13016.111

RC-10 three surface whiteboard, white enamel



- Writing surface of white enamelled steel, fused at 800°C
- Additional wing provides more writing space
- Suitable for very intensive and long-term use
- Anodised aluminium frame with plastic corner pieces
- Includes mounting materials and 30 cm pen tray
- Magnetic, dry wipe




Made of wood from responsibly managed forests






School boards

Softline 19 mm

Winged school boards are made for very intensive use. Components such as hinges are extra strong, for example. Thanks to the extra flat aluminium profile, the school boards can be made with a lightweight core. They can therefore also be mounted on height-adjustable structures (columns).





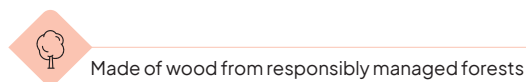
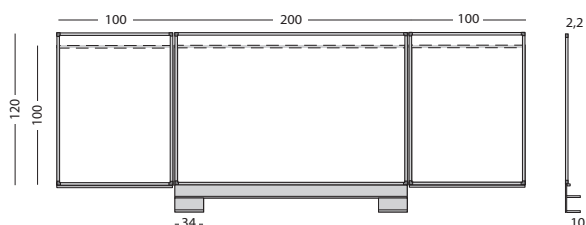


Dimensions	Article number
120 x 200 cm	17110.200
100 x 200 cm	17103.200

Winged school board, white enamel, Softline 19 mm



- Writing surface of white enamelled steel, fused at 800°C
- Suitable for very intensive and long-term use
- Anodised aluminium frame with plastic corner pieces
- With pen tray along the entire width of the middle surface including 2 sponge holders
- With chalk trays at the bottom of the wings
- Mounting materials included
- Magnetic, dry wipe

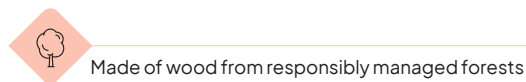
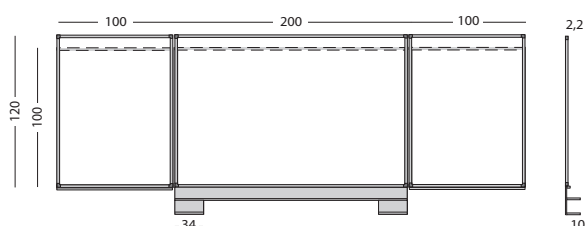


Dimensions	Article number
120 x 200 cm	17110.100
100 x 200 cm	17103.100

Winged school board, chalk green, Softline 19 mm



- Chalkboard surface of green enamelled steel, fused at 800°C
- Suitable for very intensive and long-term use
- Anodised aluminium frame with plastic corner pieces
- With pen tray along the entire width of the middle surface including 2 sponge holders
- With chalk trays at the bottom of the wings
- Mounting materials included
- Magnetic, dry wipe





Projection boards ExtraFlat

Winged projection boards are lightweight, allowing them to be mounted on columns (see from page 102).

These boards can have recesses in them for touch sensor modules. The wings can then still be folded away completely.

The grey strip on the board is the area where the module can be installed.





Projection ratio/
size
16:10, 83"

Dimensions
128 x 201 cm

Article number
17106.201

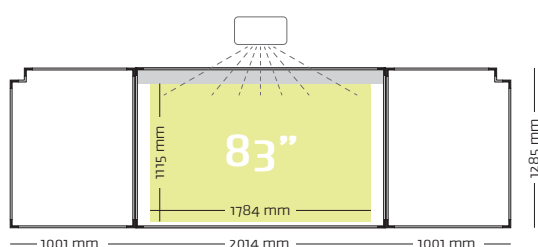
Aluminium pen tray, 31 cm (optional):

18400.040

ExtraFlat Projection Board, Low Gloss,
finger touch, 16:10



- Projection surface of Low Gloss enamelled steel fused at 800°C
- The board has two wings with a double-sided writing surface of white enamelled steel fused at 800°C
- Suitable for short-throw / ultra short-throw interactive finger-touch projectors (16:10) such as Epson EB-695Wi or EB-770Fi
- Includes grey strip for touch sensor
- Suitable for very intensive and long-term use
- Anodised aluminium frame with plastic corner pieces
- Mounting materials included
- Magnetic, dry wipe



Made of wood from responsibly managed forests



Projection ratio/
size
16:9, 94"

Dimensions
126 x 231 cm

Article number
17106.208

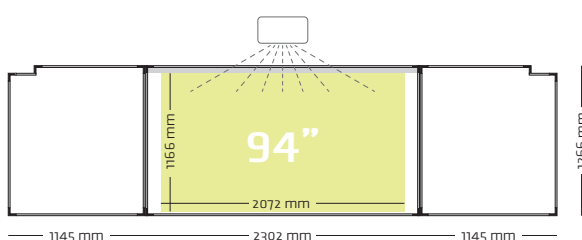
Aluminium pen tray, 31 cm (optional):

18400.040



ExtraFlat Projection Board, Low Gloss,
finger touch, 16:9



- Projection surface of Low Gloss enamelled steel fused at 800°C
- The board has two wings with a double-sided writing surface of white enamelled steel fused at 800°C
- Suitable for short-throw / ultra short-throw interactive finger-touch projectors (16:9) such as Epson EB-1485Fi or EB-770Fi
- Includes grey strip for touch sensor
- Suitable for very intensive and long-term use
- Anodised aluminium frame with plastic corner pieces
- Mounting materials included
- Magnetic, dry wipe



Made of wood from responsibly managed forests





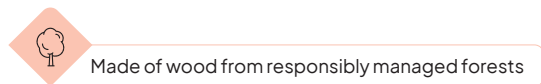
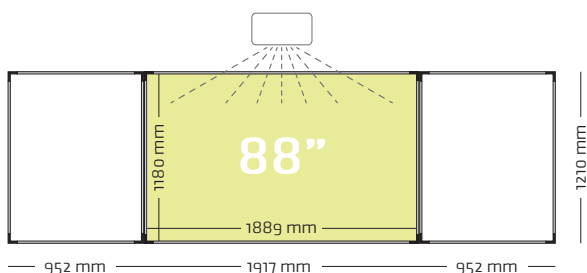
Projection ratio/ size	Dimensions	Article number
16:10, 88"	120 x 192 cm	17106.200

Aluminium pen tray, 31 cm (optional): 18400.040

Winged ExtraFlat Projection Board, Low Gloss, 16:10



- Projection surface of Low Gloss enamelled steel fused at 800°C
- The board has two wings with a double-sided writing surface of white enamelled steel fused at 800°C
- Suitable for short-throw / ultra short-throw (interactive pen) projectors (16:10) such as Epson EB-685Wi, EB-1480Fi or EB-760Wi
- Suitable for very intensive and long-term use
- Anodised aluminium frame with plastic corner pieces
- Mounting materials included
- Magnetic, dry wipe



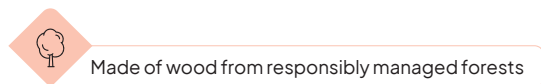
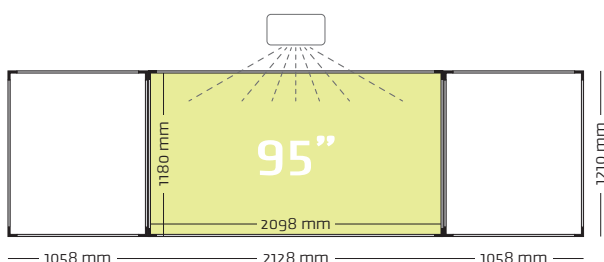
Projection ratio/ size	Dimensions	Article number
16:9, 95"	120 x 214 cm	17106.205

Aluminium pen tray, 31 cm (optional): 18400.040

Winged ExtraFlat Projection Board, Low Gloss, 16:9



- Projection surface of Low Gloss enamelled steel fused at 800°C
- The board has two wings with a double-sided writing surface of white enamelled steel fused at 800°C
- Suitable for short-throw / ultra short-throw (interactive pen) projectors (16:9) such as Epson EB-1480Fi or EB-760Wi
- Suitable for very intensive and long-term use
- Anodised aluminium frame with plastic corner pieces
- Mounting materials included
- Magnetic, dry wipe





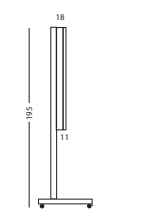
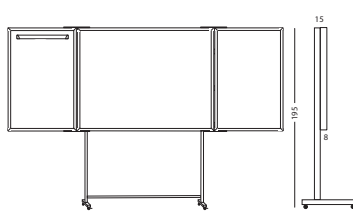
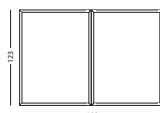
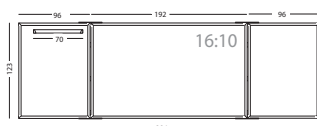


Dimensions	Article number
120 x 190 cm (16:10)	13002.520
120 x 165 cm (4:3)	13002.500

White wheeled

Base (p. 141)

14013.100



Cabinet



- Lockable presentation cabinet with two double-sided writable doors with a white enamelled steel surface, includes Design flipchart holder (drilled) and flipchart paper (20 sheets)
- Low Gloss enamelled steel base (centre) with a white aluminium profile
- Suitable for wall mounting or placing over wheeled base (see page 141)



Made of wood from responsibly managed forests

Wall-mounted boards height- adjustable

The height-adjustable writing boards can easily be changed or moved. Each suspension system has its own benefits and attributes, but they all provide flexibility of use.








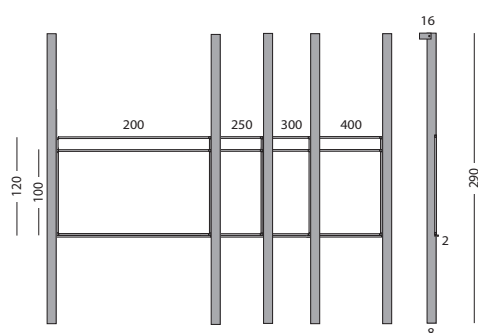
Single-surface columns

Teachers and lecturers have been using Smit Visual column boards for decades. An icon in the classroom and still very relevant from an ergonomic point of view.





Dimensions	Article number
120 x 400 cm	17613.200
100 x 400 cm	17606.200
120 x 300 cm	17612.200
100 x 300 cm	17605.200
120 x 250 cm	17611.200
100 x 250 cm	17604.200
120 x 200 cm	17610.200
100 x 200 cm	17603.200




Single-surface column-mounted whiteboard, white enamel



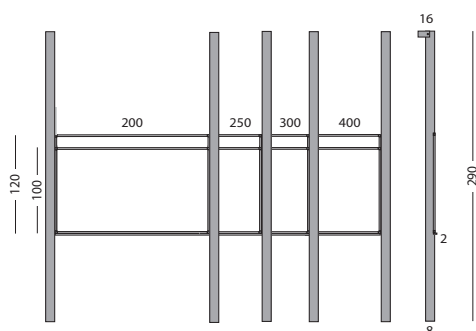
- Writing surface of white enamelled steel, fused at 800°C
- Suitable for very intensive and long-term use
- Anodised aluminium frame with plastic corner pieces
- With pen/chalk tray along the entire width of the board
- Mounted between two columns, standard height: 290 cm. Taller columns optional
- Infinitely adjustable height
- Mounting materials included
- Magnetic, dry wipe



Made of wood from responsibly managed forests



Dimensions	Article number
120 x 400 cm	17613.100
100 x 400 cm	17606.100
120 x 300 cm	17612.100
100 x 300 cm	17605.100
120 x 250 cm	17611.100
100 x 250 cm	17604.100
120 x 200 cm	17610.100
100 x 200 cm	17603.100




Single-surface column-mounted chalkboard, green



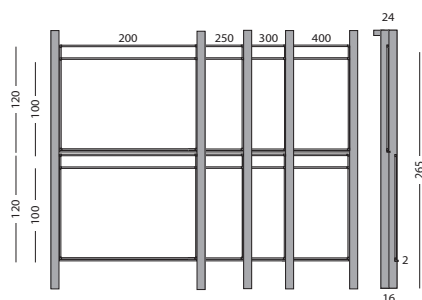
- Chalkboard surface of green enamelled steel, fused at 800°C
- Suitable for very intensive and long-term use
- Anodised aluminium frame with plastic corner pieces
- With pen/chalk tray along the entire width of the board
- Mounted between two columns, standard height: 290 cm. Taller columns optional
- Infinitely adjustable height
- Mounting materials included
- Magnetic, dry wipe



Made of wood from responsibly managed forests



Dimensions	Article number
120 x 400 cm	17713.200
100 x 400 cm	17706.200
120 x 300 cm	17712.200
100 x 300 cm	17705.200
120 x 250 cm	17711.200
100 x 250 cm	17704.200
120 x 200 cm	17710.200
100 x 200 cm	17703.200




Double-column whiteboards, white enamel



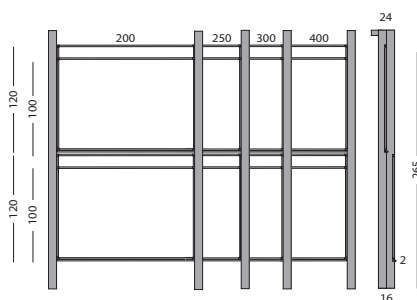
- Two single-surface boards that can slide up and down independently of each other
- Writing surface of white enamelled steel, fused at 800°C
- Suitable for very intensive and long-term use
- Anodised aluminium frame with plastic corner pieces
- With pen/chalk tray along the entire width of the board
- Mounted between two double columns, standard height: 290 cm. Taller columns optional
- Infinitely adjustable height
- Mounting materials included
- Magnetic, dry wipe



Made of wood from responsibly managed forests



Dimensions	Article number
120 x 400 cm	17713.100
100 x 400 cm	17706.100
120 x 300 cm	17712.100
100 x 300 cm	17705.100
120 x 250 cm	17711.100
100 x 250 cm	17704.100
120 x 200 cm	17710.100
100 x 200 cm	17703.100




Double-column chalkboards, green



- Two single-surface boards that can slide up and down independently of each other
- Chalkboard surface of green enamelled steel, fused at 800°C
- Suitable for very intensive and long-term use
- Anodised aluminium frame with plastic corner pieces
- With pen/chalk tray along the entire width of the board
- Mounted between two double columns, standard height: 290 cm. Taller columns optional
- Infinitely adjustable height
- Mounting materials included
- Magnetic, dry wipe



Made of wood from responsibly managed forests



Projection ratio/
size

16:10, 83"

16:10, 100"

Dimensions

128 x 201 cm

150 x 240 cm

Article number

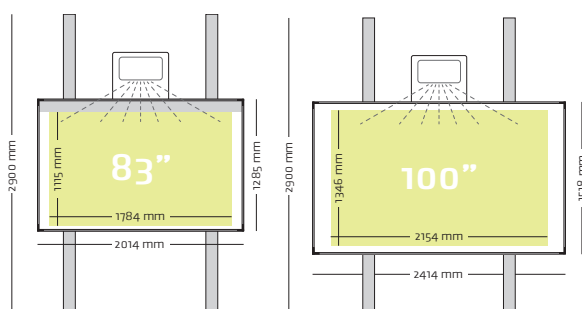
18310.401

18310.423


ExtraFlat Projection Board, Low Gloss,
finger touch, 16:10



- Projection surface of Low Gloss enamelled steel fused at 800°C
- Suitable for short-throw / ultra short-throw interactive finger-touch projectors (16:10) such as Epson EB-695Wi or EB-770Fi
- 83" board, including grey strip for touch sensor
- Mounted between two columns, standard height: 290 cm. Taller columns optional
- Infinitely adjustable height
- Suitable for very intensive and long-term use
- Anodised aluminium frame with plastic corner pieces
- Includes mounting materials and two 31 cm aluminium pen trays
- Magnetic, dry wipe



Made of wood from responsibly managed forests



Projection ratio/
size
16:9, 94"
16:9, 100"

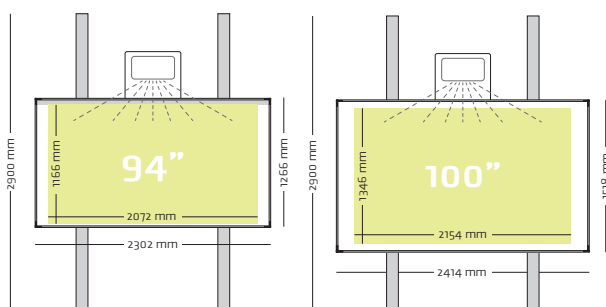
Dimensions
126 x 231 cm
150 x 240 cm

Article number
18310.422
18310.423


ExtraFlat Projection Board, Low Gloss, finger touch, 16:9



- Projection surface of Low Gloss enamelled steel fused at 800°C
- Suitable for short-throw / ultra short-throw interactive finger-touch projectors (16:9) such as Epson EB-1485Fi or EB-770Fi
- 94" board, including grey strip for touch sensor
- Mounted between two columns, standard height: 290 cm. Taller columns optional
- Infinitely adjustable height
- Suitable for very intensive and long-term use
- Anodised aluminium frame with plastic corner pieces
- Includes mounting materials and two 31 cm aluminium pen trays
- Magnetic, dry wipe



Made of wood from responsibly managed forests



Projection ratio/
size

16:10, 88"

16:10, 100"

Dimensions

120 x 192 cm

150 x 240 cm

Article number

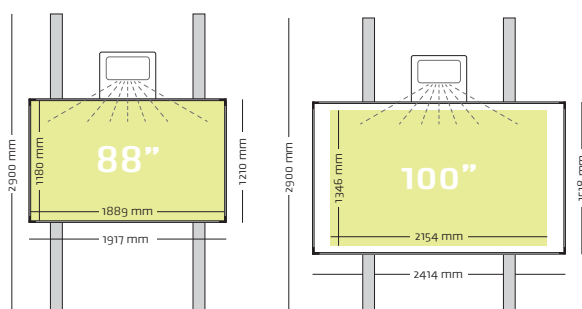
18310.102

18310.423

ExtraFlat Projection Board, Low Gloss, 16:10



- Projection surface of Low Gloss enamelled steel fused at 800°C
- Suitable for short-throw / ultra short-throw (interactive pen) projectors (16:10) such as Epson EB-685Wi, EB-1480Fi or EB-760Wi
- Mounted between two columns, standard height: 290 cm. Taller columns optional
- Infinitely adjustable height
- Suitable for very intensive and long-term use
- Anodised aluminium frame with plastic corner pieces
- Includes mounting materials and two 31 cm aluminium pen trays
- Magnetic, dry wipe



Made of wood from responsibly managed forests



Projection ratio/
size
16:9, 95"

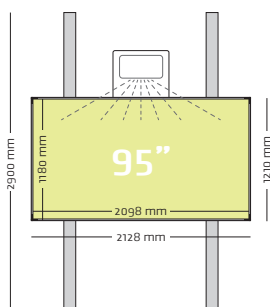
Dimensions
120x214 cm

Article number
18310.122

ExtraFlat Projection Board, Low Gloss, 16:9



- Projection surface of Low Gloss enamelled steel fused at 800°C
- Suitable for short-throw / ultra short-throw (interactive pen) projectors (16:9) such as Epson EB-1480Fi or EB-760Wi
- Mounted between two columns, standard height: 290 cm. Taller columns optional
- Infinitely adjustable height
- Suitable for very intensive and long-term use
- Anodised aluminium frame with plastic corner pieces
- Includes mounting materials and two 31 cm aluminium pen trays
- Magnetic, dry wipe



Made of wood from responsibly managed forests



Winged columns

Our column boards are made of extremely solid materials, which makes them suitable for long-term intensive use. Furthermore, thanks to the counterweight construction, the height can easily be adjusted.





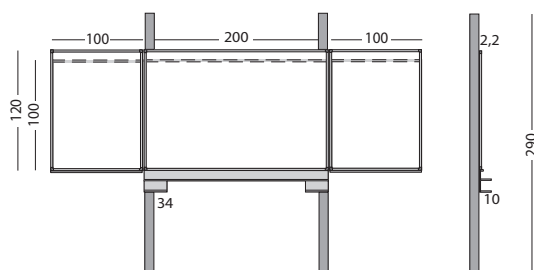
Dimensions
120 x 200 cm
100 x 200 cm

Article number
17510.200
17503.200



Winged column-mounted whiteboard, white enamel



- Writing surface of white enamelled steel, fused at 800°C
- Suitable for very intensive and long-term use
- Anodised aluminium frame with plastic corner pieces
- With pen tray along the entire width of the middle surface including 2 sponge holders
- With chalk trays at the bottom of the wings
- Mounted between two columns, standard height: 290 cm. Taller columns optional
- Infinitely adjustable height
- Mounting materials included
- Magnetic, dry wipe



Made of wood from responsibly managed forests



Dimensions
120 x 200 cm
100 x 200 cm

Article number
17510.100
17503.100

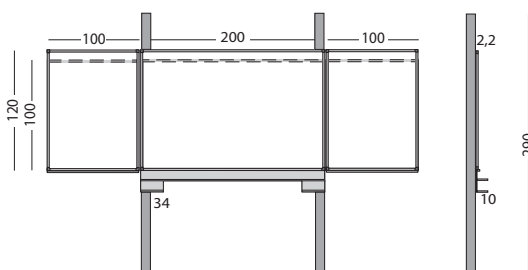
Winged column-mounted chalkboard, green





- Chalkboard surface of green enamelled steel, fused at 800°C
- Suitable for very intensive and long-term use
- Anodised aluminium frame with plastic corner pieces
- With pen tray along the entire width of the middle surface including 2 sponge holders
- With chalk trays at the bottom of the wings
- Mounted between two columns, standard height: 290 cm. Taller columns optional
- Infinitely adjustable height
- Mounting materials included
- Magnetic, dry wipe



Made of wood from responsibly managed forests





Projection ratio/
size
16:10, 83"

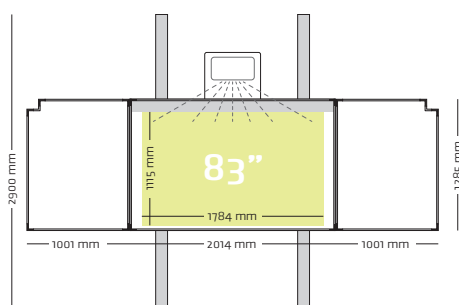
Dimensions
128 x 201 cm

Article number
18310.411



Winged ExtraFlat Projection Board, Low Gloss,
finger touch, 16:10



- Projection surface of Low Gloss enamelled steel fused at 800°C
- The board has two wings with a double-sided writing surface of white enamelled steel fused at 800°C
- Suitable for short-throw / ultra short-throw interactive finger-touch projectors (16:10) such as Epson EB-695Wi or EB-770Fi
- Includes grey strip for touch sensor
- Mounted between two columns, standard height: 290 cm. Taller columns optional
- Infinitely adjustable height
- Suitable for very intensive and long-term use
- Anodised aluminium frame with plastic corner pieces
- Includes mounting materials and two 31 cm aluminium pen trays
- Magnetic, dry wipe



Made of wood from responsibly managed forests



Projection ratio/
size
16:9, 94"

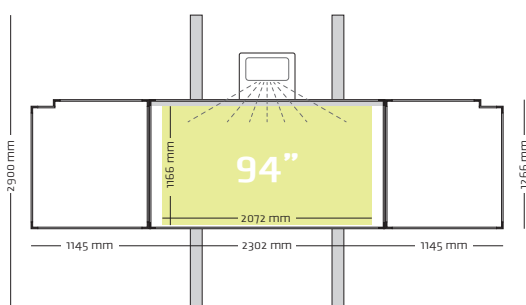
Dimensions
126 x 231 cm

Article number
18310.421


Winged ExtraFlat Projection Board, Low Gloss,
finger touch, 16:9



- Projection surface of Low Gloss enamelled steel fused at 800°C
- The board has two wings with a double-sided writing surface of white enamelled steel, fused at 800°C
- Suitable for short-throw / ultra short-throw interactive finger-touch projectors (16:9) such as Epson EB-1485Fi or EB-770Fi
- Includes grey strip for touch sensor
- Mounted between two columns, standard height: 290 cm. Taller columns optional
- Infinitely adjustable height
- Suitable for very intensive and long-term use
- Anodised aluminium frame with plastic corner pieces
- Includes mounting materials and two 31 cm aluminium pen trays
- Magnetic, dry wipe



Made of wood from responsibly managed forests



Projection ratio/
size
16:10, 88"

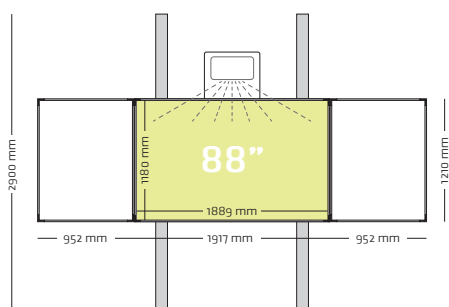
Dimensions
120 x 192 cm

Article number
18310.112


Winged ExtraFlat Projection Board, Low Gloss,
16:10



- Projection surface of Low Gloss enamelled steel fused at 800°C
- The board has two wings with a double-sided writing surface of white enamelled steel fused at 800°C
- Suitable for short-throw / ultra short-throw (interactive pen) projectors (16:10) such as Epson EB-685Wi, EB-1480Fi or EB-760Wi
- Mounted between two columns, standard height: 290 cm. Taller columns optional
- Infinitely adjustable height
- Suitable for very intensive and long-term use
- Anodised aluminium frame with plastic corner pieces
- Includes mounting materials and two 31 cm aluminium pen trays
- Magnetic, dry wipe



Made of wood from responsibly managed forests



Projection ratio/
size
16:9, 95"

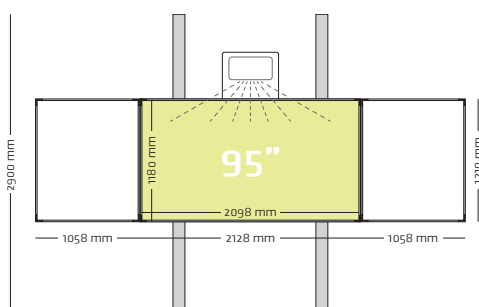
Dimensions
120 x 214 cm

Article number
18310.121

Winged ExtraFlat Projection Board, Low Gloss,
16:9



- Projection surface of Low Gloss enamelled steel fused at 800°C
- The board has two wings with a double-sided writing surface of white enamelled steel fused at 800°C
- Suitable for short-throw / ultra short-throw (interactive pen) projectors (16:9) such as Epson EB-1480Fi or EB-7360W
- Mounted between two columns, standard height: 290 cm. Taller columns optional
- Infinitely adjustable height
- Suitable for very intensive and long-term use
- Anodised aluminium frame with plastic corner pieces
- Includes mounting materials and two 31 cm aluminium pen trays
- Magnetic, dry wipe




Made of wood from responsibly managed forests





Winged sliding mechanism

Winged boards with a concealed sliding mechanism can be adjusted in height by 50 cm. When viewed from the front, the set-up looks exactly the same as a fixed, wall-mounted board.



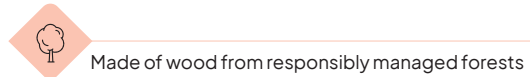
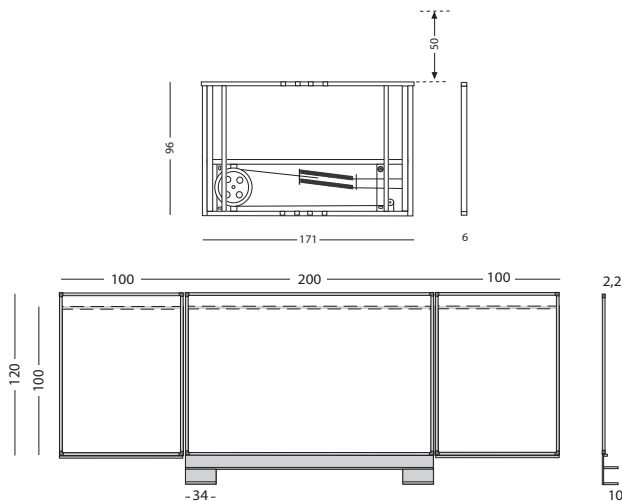
Dimensions
120 x 200 cm
100 x 200 cm

Article number
17150.200
17153.200

Winged whiteboard with concealed sliding mechanism, white enamel



- Writing surface of white enamelled steel, fused at 800°C
- Suitable for very intensive and long-term use
- Anodised aluminium frame with plastic corner pieces
- With pen tray along the entire width of the middle surface including 2 sponge holders
- With chalk trays at the bottom of the wings
- Mounted on concealed sliding mechanism
- Infinitely adjustable height
- Mounting materials included
- Magnetic, dry wipe



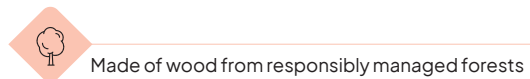
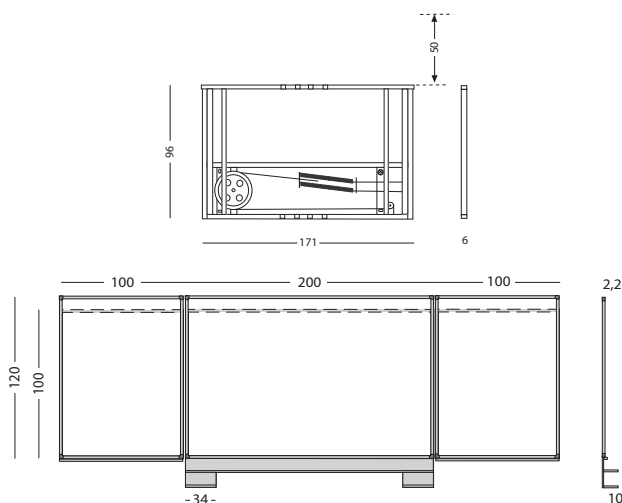
Dimensions
120 x 200 cm
100 x 200 cm

Article number
17150.100
17153.100

Winged chalkboard with concealed sliding mechanism, green



- Chalkboard surface of green enamelled steel, fused at 800°C
- Suitable for very intensive and long-term use
- Anodised aluminium frame with plastic corner pieces
- With pen tray along the entire width of the middle surface including 2 sponge holders
- With chalk trays at the bottom of the wings
- Mounted on concealed sliding mechanism
- Infinitely adjustable height
- Mounting materials included
- Magnetic, dry wipe




Mobile and flexible

When designing mobile boards, we apply one condition that must not be compromised: above all else, the construction must be stable. Smit Visual has a range of different products for different specific uses.









Work Board

This double-sided whiteboard was designed in response to client demand for visual communication. Use the Work Board for scrum sessions, planning, to-do lists, or workshops.



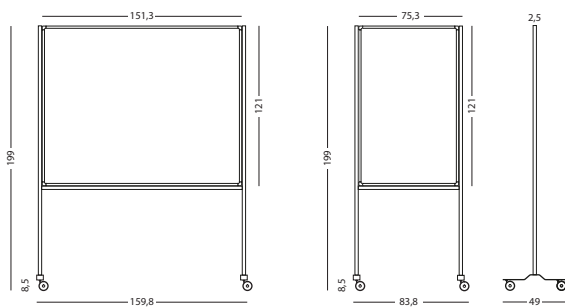


Dimensions	Article number
120 x 150 cm	13019.000
120 x 75 cm	13019.001

Work Board, white enamel



- Writing surface of double-sided white enamelled steel, fused at 800°C
- Suitable for very intensive and long-term use
- Black aluminium frame with plastic corner pieces
- Stable black steel frame
- Four high-quality wheels, two of which have brakes
- Multiple boards can be wheeled together compactly for storage
- The arch in the foot enables you to wheel together at right angles to create corner presentations.
- Magnetic, dry wipe



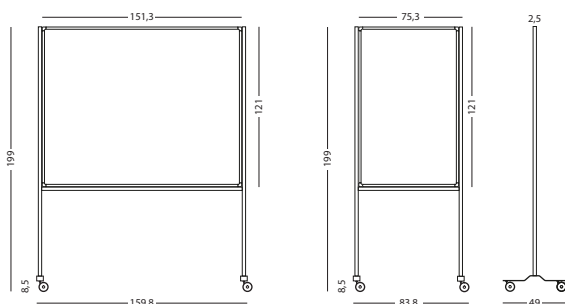
Made of wood from responsibly managed forests

Dimensions	Article number
120 x 150 cm	13019.010
120 x 75 cm	13019.011

Work Board, white lacquered steel



- Writing surface of double-sided lacquered steel
- Suitable for normal to fairly intensive use
- Black aluminium frame with plastic corner pieces
- Stable black steel frame
- Four high-quality wheels, two of which have brakes
- Multiple boards can be wheeled together compactly for storage
- The arch in the foot enables you to wheel together at right angles to create corner presentations.
- Magnetic, dry wipe



Made of wood from responsibly managed forests



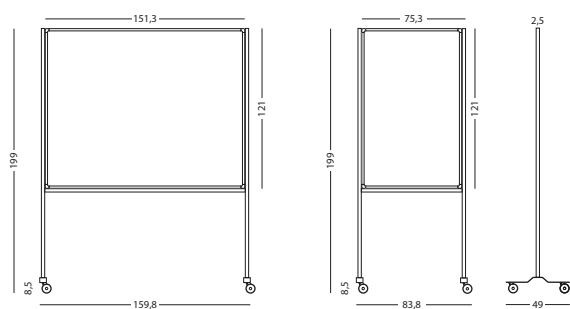
Dimensions
120 x 150 cm
120 x 75 cm

Article number
13019.030
13019.031

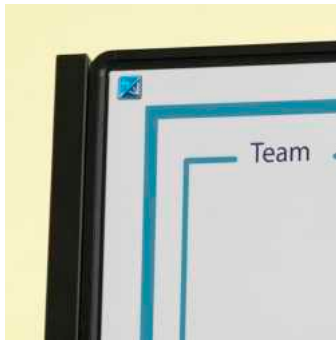
Work Board, grey chalkboard



- Chalkboard surface of double-sided grey enamelled steel, fused at 800°C
- Suitable for very intensive and long-term use
- Black aluminium frame with plastic corner pieces
- Stable black steel frame
- Four high-quality wheels, two of which have brakes
- Multiple boards can be wheeled together compactly for storage
- The arch in the foot enables you to wheel together at right angles to create corner presentations.
- Magnetic, dry wipe



Made of wood from responsibly managed forests

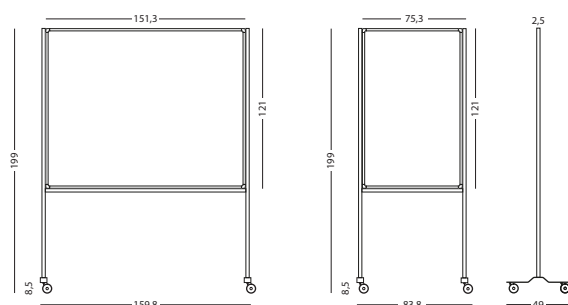


Dimensions
120 x 150 cm
120 x 75 cm

Article number
13019.040
13019.041

More info on
customised printing?

See page 33




Work Board, printed



- Writing surface of double-sided, full-colour printed steel sublimation
- Suitable for normal to fairly intensive use
- Black aluminium frame with plastic corner pieces
- Stable black steel frame
- Four high-quality wheels, two of which have brakes
- Multiple boards can be wheeled together compactly for storage
- The arch in the foot enables you to wheel together at right angles to create corner presentations.
- Magnetic, dry wipe




Made of wood from responsibly managed forests



Smit Visual mobile whiteboard

Double-sided writable whiteboard on a frame with 4 lockable wheels. The simple design makes the unit both sturdy and lightweight. Available in 2 sizes: 75x180 cm and 120x180 cm.





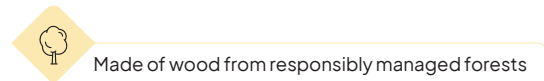
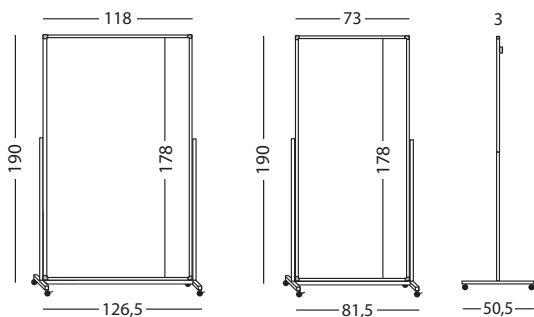
Dimensions
180 x 75 cm
180 x 120 cm

Article number
13018.210
13018.211

Smit Visual Mobile Whiteboard, white enamel



- Writing surface of white enamelled steel, fused at 800°C
- Suitable for very intensive and long-term use
- White aluminium frame with plastic corner pieces
- The simple design makes the unit both sturdy and lightweight.
- Four castor wheels, two of which have brakes.
- Magnetic, dry wipe



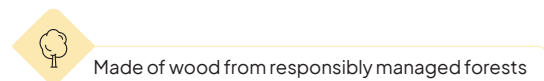
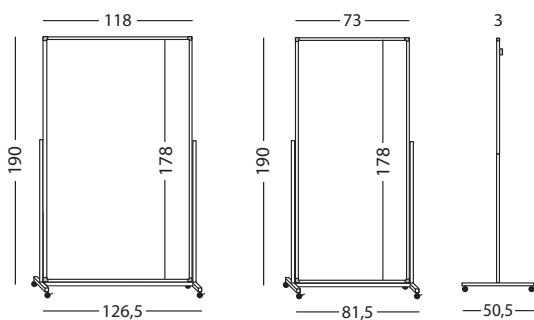
Dimensions
180 x 75 cm
180 x 120 cm

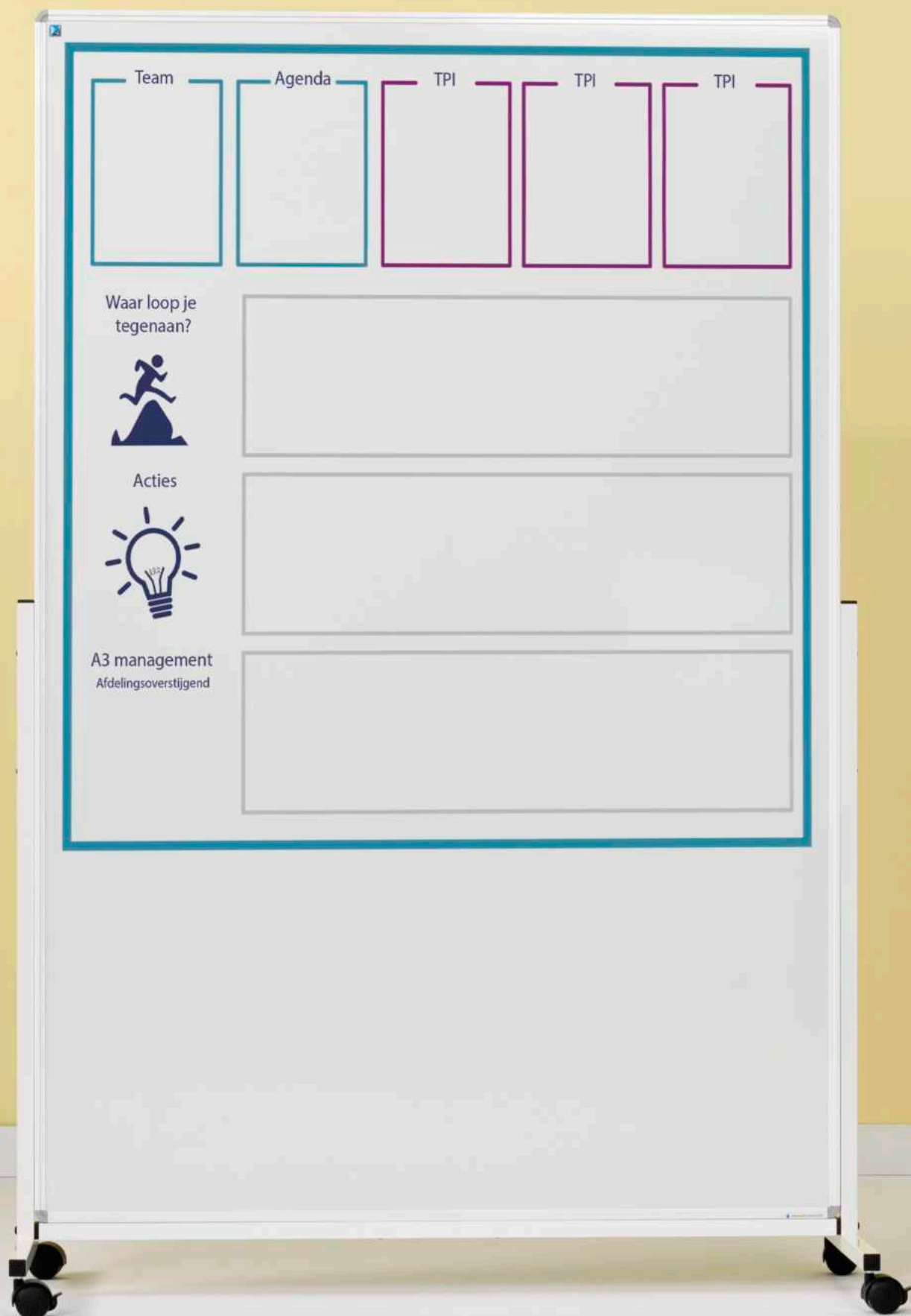
Article number
13018.200
13018.201

Smit Visual Mobile Whiteboard, lacquered steel



- White lacquered steel writing surface
- Suitable for normal to fairly intensive use
- White aluminium frame with plastic corner pieces
- The simple design makes the unit both sturdy and lightweight.
- Four castor wheels, two of which have brakes.
- Magnetic, dry wipe







More info on
customised
printing?

See page 33

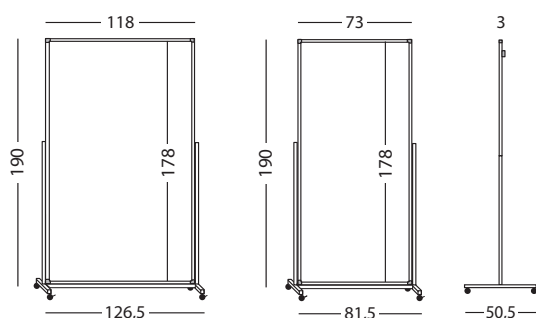
Dimensions
180 x 75 cm
180 x 120 cm

Article number
13018.230
13018.231

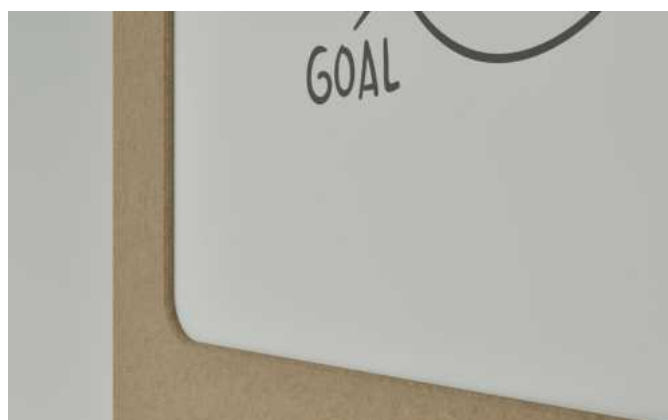
Smit Visual Mobile Whiteboard, printed



- Writing surface of double-sided, full-colour printed steel sublimation
- Suitable for normal to fairly intensive use
- White aluminium frame with plastic corner pieces
- The simple design makes the unit both sturdy and lightweight.
- Four castor wheels, two of which have brakes.
- Magnetic, dry wipe



Made of wood from responsibly managed forests

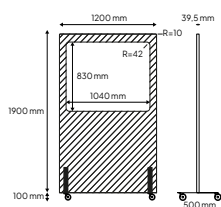


Silva - Mobile acoustic whiteboard



Colour	Artikelnummer
Light grey	13009.310
Dark grey	13009.311
Beige	13009.312
Blue	13009.313

- Mobile acoustic whiteboard, 200x120 cm
- Made from recycled PET bottles
- PET felt thickness: 9 mm
- Total thickness: 30 mm
- Acoustic value: α_w 0.25
- Also functions as a pinboard
- PET felt flammability: EN 13501-1:2007 + A1:2009 – Class B / ASTM E84 – Class A
- Recessed writing surface made of white enamel steel, fused at 800°C
- Magnetic and dry-erasable
- Rigid and stable construction
- Equipped with 4 sturdy wheels, 2 of which are lockable





Revolving Board

‘Solid as a rock!’ Feel free to compare our tilt boards with revolving boards by other suppliers. Smit Visual tilt boards were designed for daily professional use, primarily in educational institutions.





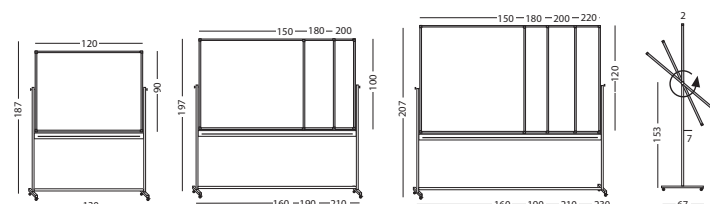




Revolving whiteboard, white enamel



- Writing surface of white enamelled steel, fused at 800°C
- Suitable for very intensive and long-term use
- Anodised aluminium frame with plastic corner pieces
- The sturdy white base has a long pen tray and four solid industrial wheels, two of which have brakes
- The rotary knob allows the board to be turned through 360° and to be fixed at any angle
- Magnetic, dry wipe



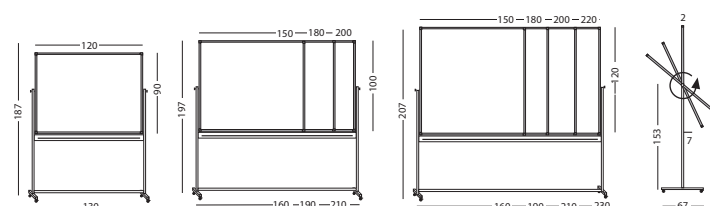
Made of wood from responsibly managed forests

Dimensions	Article number
120 x 220 cm	13009.105
120 x 200 cm	13009.104
120 x 180 cm	13009.091
120 x 150 cm	13009.090
100 x 200 cm	13009.100
100 x 180 cm	13009.101
100 x 150 cm	13009.102
90 x 120 cm	13009.103

Revolving whiteboard, white lacquered steel



- White lacquered steel writing surface
- Suitable for normal to fairly intensive use
- Anodised aluminium frame with plastic corner pieces
- The sturdy white base has a long pen tray and four solid industrial wheels, two of which have brakes
- The rotary knob allows the board to be turned through 360° and to be fixed at any angle
- Magnetic, dry wipe



Made of wood from responsibly managed forests

Dimensions	Article number
120 x 220 cm	13009.154
120 x 200 cm	13009.150
120 x 180 cm	13009.153
120 x 150 cm	13009.151
100 x 200 cm	13009.030
100 x 180 cm	13009.031
100 x 150 cm	13009.032
90 x 120 cm	13009.033





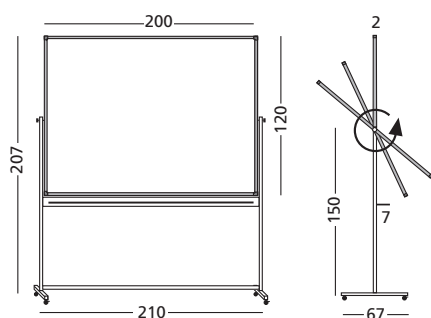
Dimensions
120 x 200 cm

Article number
13009.124

Revolving projection/enamelled steel board



- One side has a projection surface of projection enamelled steel, fused at 800°C
- One side has a writing surface of enamelled steel, fused at 800°C
- Suitable for very intensive and long-term use
- Anodised aluminium frame with plastic corner pieces
- The sturdy white base has a long pen tray and four solid industrial wheels, two of which have brakes
- The rotary knob allows the board to be turned through 360° and to be fixed at any angle
- Magnetic, dry wipe writing surface and wet wipe projection surface



Made of wood from responsibly managed forests



Dimensions

120 x 220 cm
 120 x 200 cm
 120 x 180 cm
 120 x 150 cm
 100 x 200 cm
 100 x 180 cm
 100 x 150 cm
 90 x 120 cm

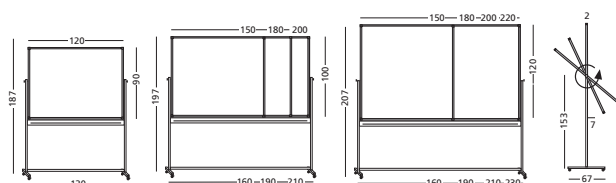
Article number

13009.170
 13009.171
 13009.172
 13009.173
 13009.106
 13009.107
 13009.108
 13009.109

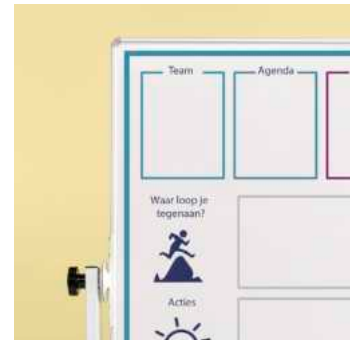
Revolving chalkboard, green



- Chalkboard surface of double-sided green enamelled steel, fused at 800°C
- Suitable for very intensive and long-term use
- Anodised aluminium frame with plastic corner pieces
- The sturdy white base has a long pen tray and four solid industrial wheels, two of which have brakes
- The rotary knob allows the board to be turned through 360° and to be fixed at any angle
- Magnetic, dry wipe



Made of wood from responsibly managed forests



Dimensions

120 x 200 cm
120 x 180 cm
120 x 150 cm
100 x 200 cm
100 x 180 cm
100 x 150 cm
90 x 120 cm

Article number

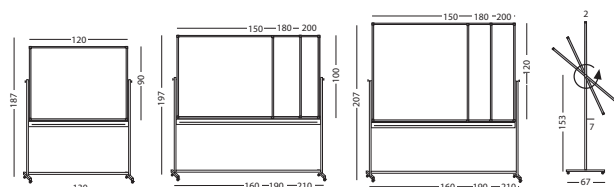
13009.204
13009.206
13009.205
13009.200
13009.201
13009.202
13009.203

Revolving whiteboard, printed



More info on customised printing?


See page 33



- Writing surface of double-sided, full-colour printed steel sublimation
- Suitable for normal to fairly intensive use
- Anodised aluminium frame with plastic corner pieces
- The sturdy white base has a long pen tray and four solid industrial wheels, two of which have brakes
- The rotary knob allows the board to be turned through 360° and to be fixed at any angle
- Magnetic, dry wipe



Made of wood from responsibly managed forests

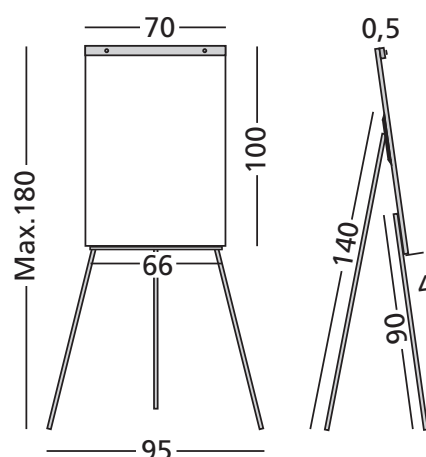


Flipchart Budget



Article number
14001.103

- Basic model made of lacquered steel with flexibly adjustable screw knobs
- Suitable for every type of flipchart paper
- With telescopic legs and pen tray



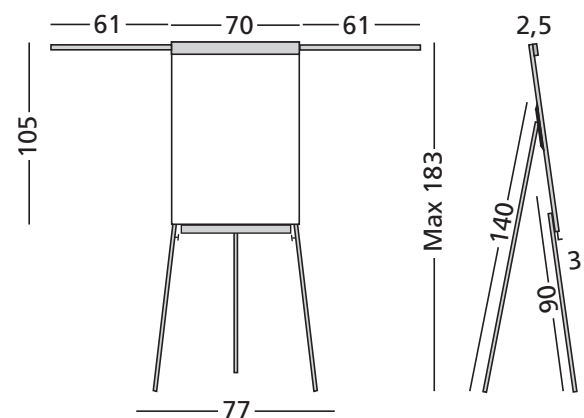


Flipchart Standard Plus



Article number
14001.100

- Flipover with quick-release clip and flexible holders
- Back panel of white lacquered steel, not writable
- With two side bars for additional display options, telescopic legs and pen tray



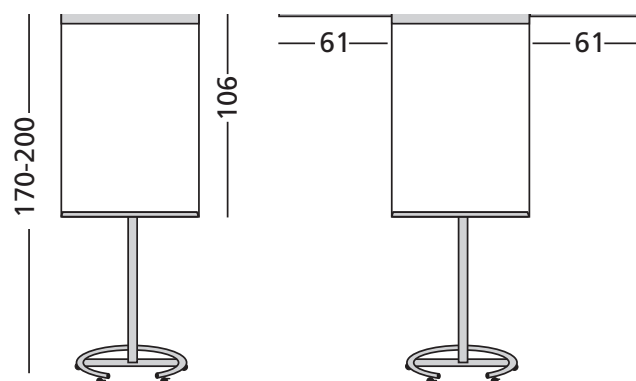


Flipchart Vario



Article number
14001.102

- Flipchart with quick-release clip and flexible holders
- Back panel of white lacquered steel, not writable
- With two side bars for additional display options, round base, with opening, on 5 wheels (3 with brakes)
- Infinitely adjustable thanks to a gas spring



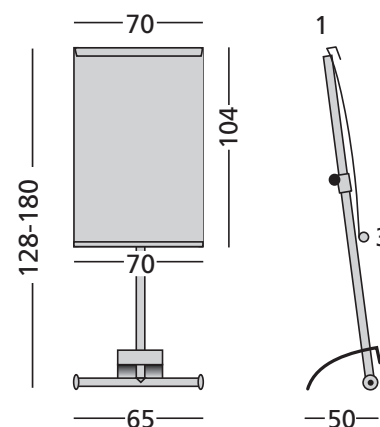




Flipchart Alura, white



Article number
14001.113

- Flipchart with white lacquered tubes and curved panels
- With flexibly adjustable holders for every type of Flipchart paper
- Infinitely adjustable thanks to a gas spring



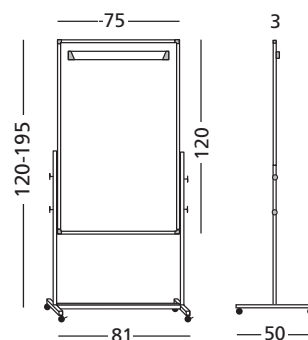


Flipchart Combi



Article number
13018.100

- A 3-in-1 combination: one side is a white lacquered steel whiteboard including flipchart clamp, the other side is a grey felt pinboard
- On 4 wheels (2 with brakes), it is a solid steel construction with crossbar
- Easy to assemble and disassemble



Made of wood from responsibly managed forests

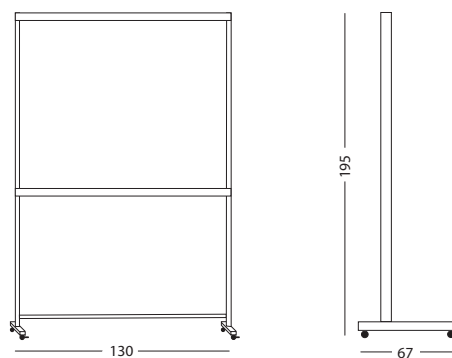


Wheeled base for cabinet



- White steel wheeled base for cabinet
- With four hard-wearing castors, two of which have brakes
- Suitable for mounting the Cabinet (see page 87)

Article number
14013.100





Wheeled easel



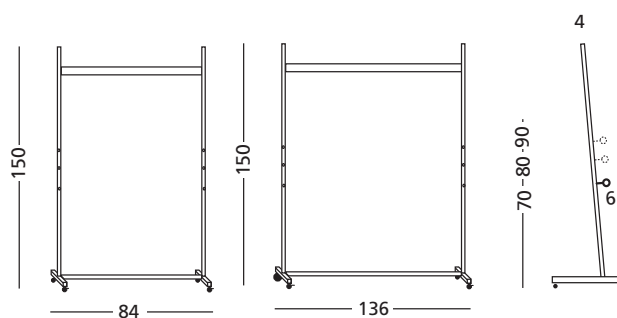
Dimensions

140 cm
90 cm

Article number

14013.115
14013.116

- White steel easel on 4 wheels (2 with brakes)
- the boards can be mounted at three different heights
- Maximum board size on 140 cm stand: 100 x 180 cm (h x w)
- Maximum board size on 90 cm stand: 100 x 150 cm (h x w)
- Board not included



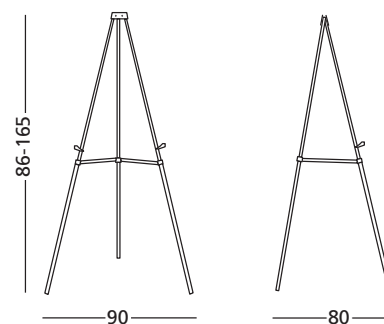



Board Easel Flexible



Article number
14013.120

- Collapsible aluminium board easel made of adjustable telescopic tube
- Maximum dimensions: 90 x 120 cm (h x w)
- Rubberised board supports to protect the board
- Can also be used as a tabletop easel
- Lightweight and easily transportable
- Board not included





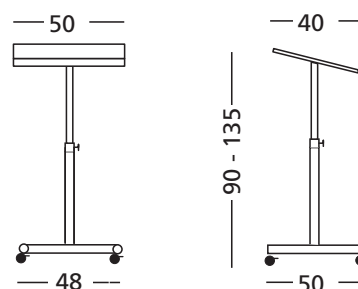
Lectern column model



Colour
Grey/grey
Black/beech

Article number
14008.142
14008.143

- Steel movable lectern based on a column
- Continuously adjustable in height
- With four solid wheels (two with brake)
- Available in light grey with a light grey chassis and beech motif with a black chassis



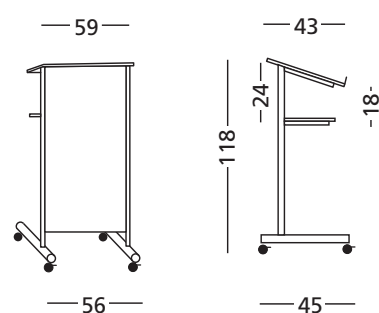


Lectern closed model



Colour	Article number
Grey/grey	14008.140
Black/beechn	14008.141


- Steel movable lectern finished with a solid front and an extra shelf
- With four solid wheels (two with brake)
- Available in light grey with a light grey chassis and beech motif with a black chassis



Rail system

PartnerLine rail systems are multifunctional and the ideal solution for designing your presentation options in a flexible, versatile and entirely customisable way. The boards have a white lacquered frame with white plastic corner pieces.





PartnerLine Rail whiteboard, white enamel



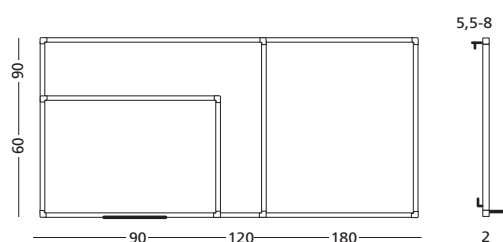
Dimensions

90 x 180 cm
90 x 120 cm
60 x 90 cm


Article number

11106.100
11106.101
11106.102

- Writing surface of white enamelled steel, fused at 800°C
- Suitable for very intensive and long-term use
- Lightweight board
- White PartnerLine frame with white plastic corner pieces
- Includes 30 cm pen tray and rail mounting adapter set
- Magnetic, dry wipe
- PartnerLine Rail (p. 154 - 155) needs to be ordered separately



Made of wood from responsibly managed forests



More info on
customised
printing?

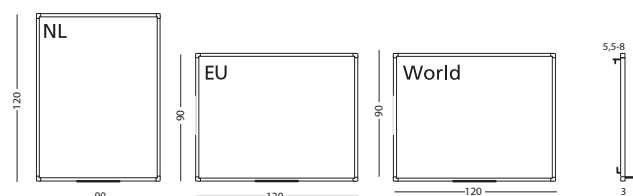
See page 33

PartnerLine Rail whiteboard, maps




- Very detailed full-colour map printed on steel sublimation
- Suitable for normal to fairly intensive use
- Lightweight board
- White PartnerLine frame with white plastic corner pieces
- Includes 30 cm pen tray and rail mounting adapter set
- Magnetic, dry wipe
- PartnerLine Rail (p. 154 - 155) needs to be ordered separately

Print	Scale	Dimensions	Article number
The Netherlands, road map	1: 270,000	120 x 90 cm	11106.110
Europe, road map	1: 6,170,000	90 x 120 cm	11106.116
World, political	1: 34,232,000	90 x 120 cm	11106.117



Made of wood from responsibly managed forests



PartnerLine Rail projection board,
Projection



Projection ratio
16:10
16:3

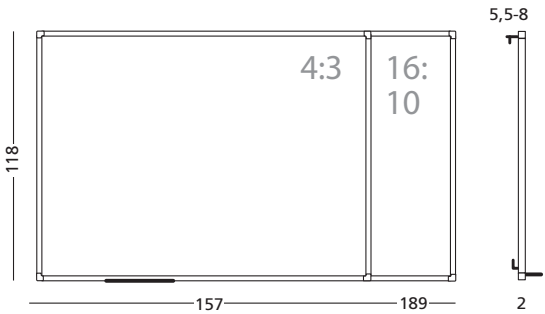
Dimensions
118 x 189 cm
118 x 157 cm


Article number
11106.161
11106.160

- Projection surface of Projection enamelled steel fused at 800°C
- The surface has the ideal properties for long-throw projection: perfect projection without a hot spot and a wide viewing angle, gloss level: 13 GU (60°)
- Suitable for very intensive and long-term use
- Lightweight board
- White PartnerLine frame with white plastic corner pieces
- Includes 30 cm pen tray and rail mounting adapter set
- Magnetic, dry wipe
- PartnerLine Rail (p. 154 - 155) needs to be ordered separately



Made of wood from responsibly managed forests





PartnerLine Rail pinboard, Camira

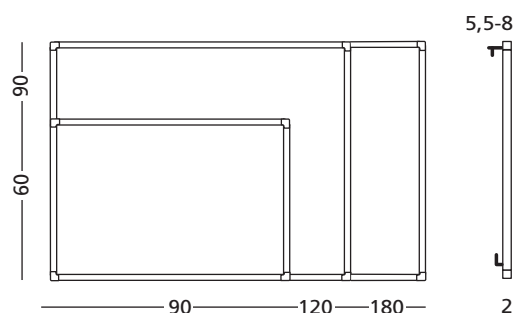


Surface	Dimensions	Article number
Camira Blue-Purple (AK007)	90 x 180 cm	11207.114
	90 x 120 cm	11207.113
	60 x 90 cm	11207.112
Camira Dark Grey (AK019)	90 x 180 cm	11207.117
	90 x 120 cm	11207.116
	60 x 90 cm	11207.115



Made of wood from responsibly managed forests

- Pinboard surface of 100% recycled, high-quality Camira fabric
- The Camira fabric is colourfast, durable, anti-lint, flame-resistant, washable and environmentally friendly
- Suitable for very intensive and long-term use
- Lightweight board
- White PartnerLine frame with white plastic corner pieces
- Includes rail mounting adapter set
- PartnerLine Rail (p. 154 - 155) needs to be ordered separately





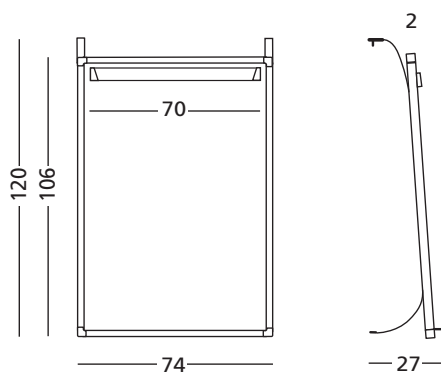
PartnerLine Rail flipchart



Dimensions
100 x 70 cm


Article number
12205.101

- Flipchart with a magnetic, dry-wipe white enamel writing surface
- With white enamel PartnerLine profile and white plastic corner pieces
- Includes adapter set and 30 cm pen tray
- The universal paper holders are suitable for various sizes of flipchart paper
- PartnerLine Rail (p. 154 - 155) needs to be ordered separately



Made of wood from responsibly managed forests






PartnerLine Rail, double



Dimensions
240 x 8 cm

Article number
12105.100

- Aluminium wall-rail system, white, 240 cm long, double version
- The boards can be hung at two different depths, enabling them to be slid in front or behind each other
- With paper clamp at the bottom edge, along the entire width of the rail
- Several rails can be joined together with the connecting piece
- Can be cut to size
- Can be mounted 'round the corner' using the the 90° corner piece (p. 155)
- Includes adapter set, paper clamp rollers, end caps, connecting piece, cover strip and mounting materials





PartnerLine Rail, accessories



PartnerLine Rail, adapter set

Article number

13013.101

PartnerLine Rail, 90° corner piece

Article number

14022.103

PartnerLine Rail, adapter set

- Complete set of mounting materials to hang a product in the top or bottom rail
- Includes spacers, sliding blocks and mounting materials
- Quick and easy to assemble

PartnerLine Rail, 90° corner piece

- 90° corner piece for a right-angle corner joint between 2 double PartnerLine Rails




Ceiling rails



Description	Dimensions	Article number
Clip rail, ceiling mounted, white	150 x 3.5 cm	14010.102
Ceiling rail set, black	150 x 1.5 cm	14010.101



14010.102



14010.101

- Clip Rail set, ceiling mounted, white
- White aluminium wall-mounted rail to hang small whiteboards and pictures
 - With space to conceal cables
 - The set consists of two 1.5 metre rails and includes suspension materials
 - Excludes whiteboard and suspension cables (suspension cables: see p. 157)

- Ceiling rail set, black
- Black aluminium ceiling rail to hang small whiteboards and pictures
 - For mounting on the side bar of a suspended ceiling
 - The set consists of two 1.5 metre rails and includes suspension materials
 - Excludes whiteboard and suspension cables (suspension cables: see p. 157)



14010.110



14010.111



14010.112

Adapter sets



Description	Article number
Adapter set for whiteboards	14010.110
Adapter set for painting, Perlon	14010.111
Adapter set for painting, steel cable	14010.112

Adapter set for whiteboards


- Set for suspending whiteboards from the clip rail or ceiling rail
- In addition to two (150 cm) steel cables and two suspension hooks, the set also includes four stabilising caps to protect the wall
- Maximum board size 90 x 120 cm
- Maximum weight per hook: 15 kg

Adapter Set for Paintings, Perlon

- Set of 2 transparent Perlon cords, 150 cm long, and two hooks to hang paintings, photos and calendars to the clip rail or ceiling rail
- Maximum weight per hook: 4 kg

Adapter Set for Paintings, Steel cable

- Set of 2 steel cables, 150 cm long, and two hooks to hang paintings, photos and calendars to the clip rail or ceiling rail
- Maximum weight per hook: 15 kg



A blue partition panel with a silver frame and base, standing against a yellow wall.

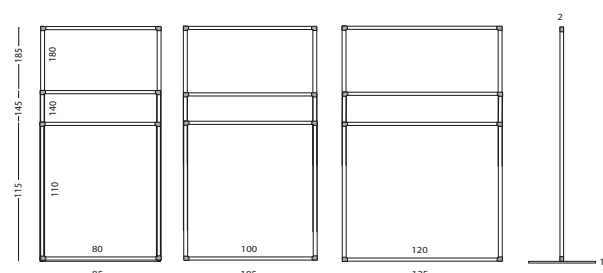
Partition

The ability to create different configurations and uses with a single system. That makes our range of partitioning versatile and flexible to use. The modular construction means that up to a maximum of four partition panels can be connected to each other easily with just one foot.



Dimensions	Article number
180 x 120 cm	13006.123
140 x 120 cm	13006.122
110 x 120 cm	13006.121
180 x 100 cm	13006.113
140 x 100 cm	13006.112
110 x 100 cm	13006.111
180 x 80 cm	13006.103
140 x 80 cm	13006.102
110 x 80 cm	13006.101

Feet (2 per partition) and additional coupling elements must be ordered separately (see p. 164)




Partition whiteboard, white enamel



- Writing surface of double-sided white enamelled steel, fused at 800°C
- Suitable for very intensive and long-term use
- Anodised aluminium frame with plastic corner pieces
- Stable construction
- Up to 4 walls can be joined together with coupling elements
- Includes two shafts, two screws, two single cover caps and a two-way straight wall connection
- Magnetic, dry wipe



Made of wood from responsibly managed forests

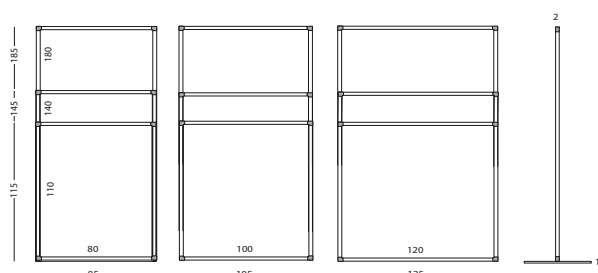


More info on
customised
printing?

See page 33

Dimensions	Article number
180 x 120 cm	13006.999
140 x 120 cm	13006.999
110 x 120 cm	13006.999
180 x 100 cm	13006.999
140 x 100 cm	13006.999
110 x 100 cm	13006.999
180 x 80 cm	13006.999
140 x 80 cm	13006.999
110 x 80 cm	13006.999

Feet (2 per partition) and additional coupling elements must be ordered separately (see p. 164).



Partition whiteboard, printed



- Writing surface of double-sided, full-colour printed steel sublimation
- Suitable for normal to fairly intensive use
- Anodised aluminium frame with plastic corner pieces
- Stable construction
- Up to 4 walls can be joined together with coupling elements
- Includes two shafts, two screws, two single cover caps and a two-way straight wall connection
- Magnetic, dry wipe



Made of wood from responsibly managed forests

**Dimensions**

180 x 120 cm
140 x 120 cm
110 x 120 cm
180 x 100 cm
140 x 100 cm
110 x 100 cm
180 x 80 cm
140 x 80 cm
110 x 80 cm

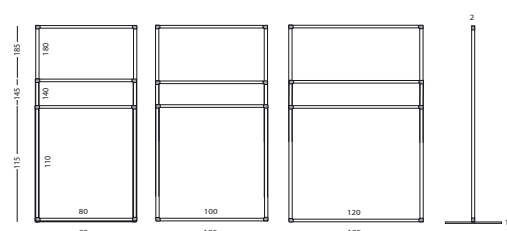
Article number

13006.923 + colour code
13006.922 + colour code
13006.921 + colour code
13006.913 + colour code
13006.912 + colour code
13006.911 + colour code
13006.903 + colour code
13006.902 + colour code
13006.901 + colour code

Other colours

13006.999 + colour code + size

Feet (2 per partition) and additional coupling elements must be ordered separately (see p. 164).

**Partition pinboard, Camira**

- Pinboard surface of 100% recycled, high-quality Camira fabric
- The Camira is colourfast, durable, anti-lint, flame-resistant, washable and environmentally friendly
- Suitable for very intensive and long-term use
- Anodised aluminium frame with plastic corner pieces
- Stable construction
- Up to 4 walls can be joined together with coupling elements
- Includes two shafts, two screws, two single cover caps and a two-way straight wall connection



Made of wood from responsibly managed forests



Standard colours



AK001 - Ratio



AK003 - Fraction



AK007 - Maths



AK013 - Subtract



AK015 - Divide



AK019 - Positive


Other colours



YS071 - Sandstorm



YS095 - Steel



YS096 - Apple



YS102 - Bridgetown



YS108 - Aruba



YS165 - Adobo



YS079 - Panama



YS097 - Bluebell



YS009 - Havana



YS156 - Madura



YS159 - Lombok



YS168 - Tortuga


14013.150 + 14013.151




14010.115




51401.151




51401.152



51401.153



14013.152

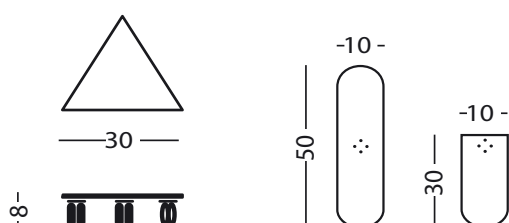


Description	Article number
Connector plugs	
4-way	51401.053
3-way	51401.052
2-way	51401.051
Feet	
Free-standing	14013.150
Wall position	14013.151
Wheeled*	14013.152
Flexible wall hook set	14010.115

Partition, accessories




- The modular construction means that up to a maximum of four partition panels can be connected to each other easily with just one foot.
- Flexible wall hook set: comprising 2 flexible wall hooks, white, 2 Perlon cords of 150 cm and 2 hooks to hang things on






Pinboards

Boards with self-healing capacity, antibacterial effect or anti-lint upholstery; all our boards have high-quality surfaces with a long service life. In addition, we make them to order, from small sizes to widths of 300 cm




Surfaces	168
Softline 16 mm	172
Frameless pinboards	180
Softline 16 mm Combi	186


Surfaces




1 – Camira Camira is one the most commonly used fabrics in office furnishing. It is used for office chairs, amongst others. Smit Visual uses Camira fabric as a finish for Camira pin boards. We carry no fewer than 18 colours and other colours are available on request.



2 – Bulletin Bulletin is made entirely of natural materials, of which 45% are recycled. Bulletin is widely used in education because of its highly bacteriostatic properties. In addition, the material is self-healing, so pin holes seal themselves.



3 – Cork Cork is an organic product with a natural warm beige colour. Organic materials have become very popular for modern furnishings in recent years. We use high quality cork with a long lifespan.



Wall-mounted boards single surface

Our pinboards are made by hand in Geldrop. The range includes three surfaces: Bulletin, Camira and cork boards, each with its own characteristics. We produce pinboards with lengths of up to 300 cm.





Softline 16 mm

All standard pinboards are made with aluminium anodised Softline profile (SL16) and grey corner pieces. Profiles are also available in other colours.








Dimensions	Article number
120 x 240 cm	11204.110
120 x 180 cm	11204.111
90 x 180 cm	11204.115
90 x 120 cm	11204.112
60 x 90 cm	11204.113
45 x 60 cm	11204.114

Pinboard cork, Softline 16 mm




- Pin surface is organic cork with a natural warm beige colour.
- Suitable for very intensive and long-term use
- Anodised aluminium frame with plastic corner pieces
- Mounting materials included



Made of wood from responsibly managed forests





Made of wood from responsibly managed forests

Dimensions	Article number		
	Green-blue AK001	Green AK003	Blue-purple AK007
120 x 240 cm	11501.006	11501.026	11501.046
120 x 180 cm	11501.005	11501.025	11501.045
90 x 180 cm	11501.004	11501.024	11501.044
90 x 120 cm	11501.003	11501.023	11501.043
60 x 90 cm	11501.002	11501.022	11501.042
45 x 60 cm	11501.001	11501.021	11501.041


Dimensions	Article number		
	Dark pink AK013	Orange-red AK015	Dark grey AK019
120 x 240 cm	11501.066	11501.086	11501.106
120 x 180 cm	11501.065	11501.085	11501.105
90 x 180 cm	11501.064	11501.084	11501.104
90 x 120 cm	11501.063	11501.083	11501.103
60 x 90 cm	11501.062	11501.082	11501.102
45 x 60 cm	11501.061	11501.081	11501.101

Dimensions (customised)	Other sizes and colours
120 x 240 cm	11501.999 + size + colour code

Pinboard Camira, Softline 16 mm



- Pinboard surface of 100% recycled, high-quality Camira fabric
- The Camira fabric is colourfast, durable, anti-lint, flame-resistant, washable and environmentally friendly
- Suitable for normal to fairly intensive use
- Anodised aluminium frame with plastic corner pieces
- Mounting materials included





Standard colours



AK001 - Ratio



AK003 - Fraction



AK007 - Maths



AK013 - Subtract



AK015 - Divide



AK019 - Positive


Other colours



YS071 - Sandstorm



YS095 - Steel



YS096 - Apple



YS102 - Bridgetown



YS108 - Aruba



YS165 - Adobo



YS079 - Panama



YS097 - Bluebell



YS009 - Havana




YS156 - Madura




YS159 - Lombok



YS168 - Tortuga



Made of wood from responsibly managed forests




Dimensions	Article number				
	Grey 2182	Blue 2214	Black 2209	Red 2210	Orange 2211
120 x 300 cm	11204.126	11204.320	11204.300	11204.340	11204.360
120 x 240 cm	11204.120	11204.321	11204.301	11204.341	11204.361
120 x 180 cm	11204.121	11204.322	11204.302	11204.342	11204.362
90 x 180 cm	11204.122	11204.323	11204.303	11204.343	11204.363
90 x 120 cm	11204.123	11204.324	11204.304	11204.344	11204.364
60 x 90 cm	11204.124	11204.325	11204.305	11204.345	11204.365
45 x 60 cm	11204.125	11204.326	11204.306	11204.346	11204.366

Dimensions	Other colours
120 x 300 cm	11204.390 + colour code
120 x 240 cm	11204.391 + colour code
120 x 180 cm	11204.392 + colour code
90 x 180 cm	11204.393 + colour code
90 x 120 cm	11204.394 + colour code
60 x 90 cm	11204.395 + colour code
45 x 60 cm	11204.396 + colour code

Pinboard Bulletin, Softline 16 mm



- Bulletin (cork linoleum) pin surface
- Bulletin is made entirely of natural materials, of which 45% are recycled.
- Thanks to its self-healing properties the pin holes seal themselves, which makes the board suitable for intensive use.
- The pinboard surface has bacteriostatic properties.
- Anodised aluminium frame with plastic corner pieces
- Mounting materials included






Bulletin is made of linseed oil, natural cork and pine resin, among other things.

Standard colours



2214



2209



2182



2210



2211

Other colours



2162




2166




2186



2187



2204



2206



2207



2208



2212



2213

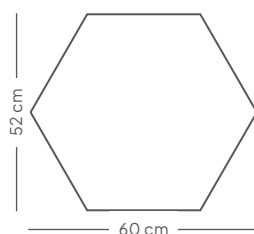


Article number	Colour code (see p. 179)	Diameter
11601.201	2182	60 cm
11601.204	2187	60 cm
11601.207	2166	60 cm
11601.211	2209	60 cm
11601.214	2162	60 cm
11601.217	2204	60 cm
11601.221	2214	60 cm
11601.224	2206	60 cm
11601.227	2208	60 cm
11601.231	2210	60 cm
11601.234	2212	60 cm
11601.237	2213	60 cm
11601.241	2211	60 cm
11601.244	2207	60 cm
11601.247	2186	60 cm


Pinboard Bulletin, Six-Square, frameless



- Bulletin (cork linoleum) pin surface
- Bulletin is made entirely of natural materials, of which 45% are recycled.
- Thanks to its self-healing properties the pin holes seal themselves, which makes the board suitable for intensive use.
- The pinboard surface has bacteriostatic properties.
- Frameless
- Including magnetic mounting system





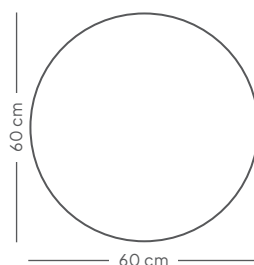


Article number	Colour code (see p. 179)	Diameter
11601.301	2182	60 cm
11601.304	2187	60 cm
11601.307	2166	60 cm
11601.311	2209	60 cm
11601.314	2162	60 cm
11601.317	2204	60 cm
11601.321	2214	60 cm
11601.324	2206	60 cm
11601.327	2208	60 cm
11601.331	2210	60 cm
11601.334	2212	60 cm
11601.337	2213	60 cm
11601.341	2211	60 cm
11601.344	2207	60 cm
11601.347	2186	60 cm

Prikbord bulletin, Round, frameless



- Bulletin (cork linoleum) pin surface
- Bulletin is made entirely of natural materials, of which 45% are recycled.
- Thanks to its self-healing properties the pin holes seal themselves, which makes the board suitable for intensive use.
- The pinboard surface has bacteriostatic properties.
- Frameless
- Including magnetic mounting system







Size	Article number				
	Grey 2182	Black 2209	Red 2210	Blue 2214	Orange 2211
120x200 cm	11601.403	11601.413	11601.423	11601.433	11601.443
60x200 cm	11601.404	11601.414	11601.424	11601.434	11601.444
120x180 cm	11601.402	11601.412	11601.422	11601.432	11601.442
90x120 cm	11601.401	11601.411	11601.421	11601.431	11601.441
60x90 cm	11601.400	11601.410	11601.420	11601.430	11601.440

Other colours (p. 179) available on request.

Prikbord bulletin, Float, frameless



- Bulletin (cork linoleum) pin surface
- Bulletin is made entirely of natural materials, of which 45% are recycled.
- Thanks to its self-healing properties the pin holes seal themselves, which makes the board suitable for intensive use.
- The pinboard surface has bacteriostatic properties.
- Frameless
- The slanted sides of this pin board make the panel seem to float in front of the wall.
- Including mounting materials.
- Can be mounted both horizontally as well as vertically.








Combi Softline 16 mm

Combination of a white enamel whiteboard (magnetic, dry wipe) and a Camira pinboard. With anodised Softline profile and grey plastic corner pieces







Combination and Dimensions
Enamel and Camira AK019 (dark grey)
90 x 120 cm
60 x 90 cm

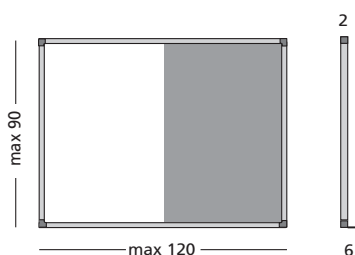
Article number
11404.105
11404.115

For other fabric colours, please see page 177.

Combi board Softline 16mm




- Combination of a writing surface of white enamelled steel, fused at 800°C, and a pin surface of Camira fabric
- Suitable for very intensive and long-term use
- Anodised aluminium frame with plastic corner pieces
- Includes mounting materials and 30 cm pen tray
- Magnetic, dry wipe writing surface




Made of wood from responsibly managed forests

Acoustic

Good acoustics are a basic requirement for any business premises. The Smit Visual Acoustic range responds to this with easy to use products that muffle annoying sound reverberations.



Wall tiles	192
Wall panels	197
Ceiling panels	201
Partition screens	203
Partition walls	207
Acoustic Art	210



Set of 12 sound-absorbing PET felt wall tiles



Colours

Yellow set

4x yellow / 4x light grey / 4x dark grey

Petrol green set

4x petrol green / 4x light grey / 4x dark grey

Grey set

6x light grey / 6x dark grey

Beige set

4x beige / 4x light grey / 4x dark grey

Blue set

4x blue / 4x light grey / 4x dark grey

Article number

11209.000

11209.001

11209.002

11209.003

11209.004

- Set of 12 tiles, 30 x 30 cm
- Made with recycled PET bottles
- Chamfered edges provide a 3D effect with depth
- Simple tape fixation, suitable for various surfaces
- Acoustic performance: NCR = 0.6
- Can also serve as pinboard
- Flammability: EN 13501-1:2007 + A1:2009 - class B
ASTM E84 - class A



Set of 24 sound-absorbing PET felt wall tiles



Colours

Yellow set

8× yellow / 8× light grey / 8× dark grey

Petrol green set

8× petrol green / 8× light grey / 8× dark grey

Grey set

12× light grey / 12× dark grey

Beige set

8× beige / 8× light grey / 8× dark grey

Blue set

8× blue / 8× light grey / 8× dark grey

Article number

11209.010

11209.011

11209.012

11209.013

11209.014

- Set of 24 tiles, 30 x 30 cm
- Made with recycled PET bottles
- With finished edges
- Simple tape fixation, suitable for various surfaces
- Acoustic performance: NCR = 0.6
- Can also serve as pinboard
- Flammability: EN 13501-1:2007 + A1:2009 - class B
ASTM E84 - class A



Set 22 sound absorbing PET felt hexagon tiles



Colours

22x light grey

22x dark grey

22x beige

22x blue

Mix

6x light grey, 6x dark grey,
5x beige, 5x blue

Article number

11209.100

11209.101

11209.102

11209.103

11209.104

- Set of 22 tiles, 30 x 26 cm
- Total surface area: $\pm 1,57 \text{ m}^2$
- Thickness PET felt: 9 mm
- Made with recycled PET bottles
- Chamfered edges provide a 3D effect with depth
- Simple tape fixation, suitable for various surfaces
- Acoustic value: NCR = 0.3
- Can also serve as pinboard
- Flammability: ASTM E84 - class A



Set 22 sound absorbing PET felt parallelogram tiles



Colours

22x light grey
22x Ddark grey
22x beige
22x blue

Mix

6x light grey, 6x dark grey,
5x beige, 5x blue

Article number

11209.110
11209.111
11209.112
11209.113
11209.114

- Set of 22 tiles, 30 x 25 cm
- Total surface area: $\pm 1,25 \text{ m}^2$
- Thickness PET felt: 9 mm
- Made with recycled PET bottles
- Chamfered edges provide a 3D effect with depth
- Simple tape fixation, suitable for various surfaces
- Acoustic value: NCR = 0.3
- Can also serve as pinboard
- Flammability: ASTM E84 - class A



Set 22 sound absorbing PET felt Japanese wave tiles



Colours

22x light grey

22x dark grey

22x beige

22x blue

Mix

6x light grey, 6x dark grey,
5x beige, 5x blue

Article number

11209.120


11209.121

11209.122

11209.123

11209.124

- Set of 22 tiles, 30 x 26 cm
- Total surface area: $\pm 1,25 \text{ m}^2$
- Thickness PET felt: 9 mm
- Made with recycled PET bottles
- Chamfered edges provide a 3D effect with depth
- Simple tape fixation, suitable for various surfaces
- Acoustic value: NCR = 0.3
- Can also serve as pinboard
- Flammability: ASTM E84 - class A



Set of 4 sound-absorbing PET felt wall panels



Colour	Panel sizes	Article number
Yellow	120x30 cm	11209.020
Petrol green	120x30 cm	11209.021
Light grey	120x30 cm	11209.022
Dark grey	120x30 cm	11209.023
Beige	120x30 cm	11209.024
Blue	120x30 cm	11209.025

- Set of 4 panels tiles, 30 x 30 cm
- Made with recycled PET bottles
- Chamfered edges provide a 3D effect with depth
- Simple tape fixation, suitable for various surfaces
- Acoustic performance: NCR = 0.6
- Can also serve as pinboard
- Flammability: EN 13501-1:2007 + A1:2009 - class B
ASTME84 - class A




Set 6 sound absorbing PET felt oval strips



Colours
Light grey
Dark grey
Beige
Blue

Article number
11209.130
11209.131
11209.132
11209.133

- Set of 6, 120 x 30 cm
- Total surface area: $\pm 1,9 \text{ m}^2$
- Thickness PET felt: 9 mm
- Made with recycled PET bottles
- Chamfered edges provide a 3D effect with depth
- Simple tape fixation, suitable for various surfaces
- Acoustic value: NCR = 0.3
- Can also serve as pinboard
- Flammability: ASTM E84 - class A



Set 6 sound absorbing PET felt parallelogram strips



Colours
Light grey
Dark grey
Beige
Blue

Article number
11209.140
11209.141
11209.142
11209.143

- Set of 6, 120 x 30 cm
- Total surface area: $\pm 1,9 \text{ m}^2$
- Thickness PET felt: 9 mm
- Made with recycled PET bottles
- Chamfered edges provide a 3D effect with depth
- Simple tape fixation, suitable for various surfaces
- Acoustic value: NCR = 0.3
- Can also serve as pinboard
- Flammability: ASTM E84 - class A



Set 6 sound absorbing PET felt trapezoid strips



Colours
Light grey
Dark grey
Beige
Blue

Article number
11209.150
11209.151
11209.152
11209.153

- Set of 6, 120 x 30 cm
- Total surface area: $\pm 1,9 \text{ m}^2$
- Thickness PET felt: 9 mm
- Made with recycled PET bottles
- Chamfered edges provide a 3D effect with depth
- Simple tape fixation, suitable for various surfaces
- Acoustic value: NCR = 0.3
- Can also serve as pinboard
- Flammability: ASTM E84 - class A




Rectangular, sound-absorbing PET felt ceiling tiles



Colour	Panel sizes	Article number
Yellow	60x120 cm	11209.030
Petrol green	60x120 cm	11209.031
Light grey	60x120 cm	11209.032
Dark grey	60x120 cm	11209.033
Beige	60x120 cm	11209.034
Blue	60x120 cm	11209.035

- Acoustic panel measuring 60 x 120 cm
- Made with recycled PET bottles
- Acoustic performance: NCR = 0.6
- Can also serve as pinboard
- Mounting materials supplied suitable for both suspended ceiling and fixed ceiling
- Mounting height adjustable to a maximum of 200 cm below the ceiling
- Flammability: EN 13501-1:2007 + A1:2009 - class B
ASTM E84 - class A



Sound-absorbing circular ceiling panels



Colour	Quantity	Article number
Yellow	1	11209.040
Petrol green	1	11209.041
Light grey	1	11209.042
Dark grey	1	11209.043
Beige	1	11209.044
Blue	1	11209.045

- Acoustic panel, Ø 120 cm
- Made with recycled PET bottles
- With chamfered edges
- Acoustic performance: NCR = 0.6
- Can also serve as pinboard
- Mounting materials supplied suitable for both suspended ceiling and fixed ceiling
- Mounting height adjustable to a maximum of 200 cm below the ceiling
- Also suitable for wall mounting with supplied adhesives for various surfaces
- Flammability: EN 13501-1:2007 + A1:2009 - class B
- ASTM E84 - class A



Sound-absorbing desk partition screen



Colour	Quantity	Dimensions	Article number
Light grey	1	60 x 75 cm	11209.050
Light grey	1	60 x 120 cm	11209.051
Light grey	1	60 x 160 cm	11209.052

- Acoustic panel, 60 x 75 / 120 / 160 cm
- Made with recycled PET bottles
- Acoustic performance: NCR = 0.6
- Can also serve as pinboard
- The 2 clamps provided, suitable for desks between 12 and 48 mm thick, hold the panel firmly in place.
- Can easily be attached to individual and connected (height adjustable) desks
- Lightweight, rigid material
- Flammability: EN 13501-1:2007 + A1:2009 - class B
ASTM E84 - class A



Sound absorbing PET felt partition screens L



Colour	Quantity	Size (WxDxH)	Article number
Light grey	1	150x55x50cm	11209.160
Light grey	1	150x35x50 cm	11209.161
Light grey	1	150x15x50 cm	11209.162
Beige	1	150x55x50cm	11209.163
Beige	1	150x35x50 cm	11209.164
Beige	1	150x15x50 cm	11209.165

- Free-standing partition screens made with recycled PET bottles
- Available in 3 different depth sizes
- Panel thickness: 9 mm
- Acoustic value: NCR = 0.3
- Can also serve as pinboard
- Perforated pattern preserves spatial openness
- Easy assembly
- Lightweight, rigid material
- Flammability: ASTM E84 – class A




Sound absorbing PET felt partition screens M



Colour	Quantity	Size (WxDxH)	Article number
Lichtgrijs	1	100x55x50cm	11209.166
Lichtgrijs	1	100x35x50 cm	11209.167
Lichtgrijs	1	100x15x50 cm	11209.168
Beige	1	100x55x50cm	11209.169
Beige	1	100x35x50 cm	11209.170
Beige	1	100x15x50 cm	11209.171

- Free-standing partition screens made with recycled PET bottles
- Available in 3 different depth sizes
- Panel thickness: 9 mm
- Acoustic value: NCR = 0.3
- Can also serve as pinboard
- Perforated pattern preserves spatial openness
- Easy assembly
- Lightweight, rigid material
- Flammability: ASTM E84 - class A




Sound absorbing PET felt partition screens S



Colour	Quantity	Size (WxDxH)	Article number
Lichtgrijs	1	70x55x50cm	11209.172
Lichtgrijs	1	70x35x50 cm	11209.173
Lichtgrijs	1	70x15x50 cm	11209.174
Beige	1	70x55x50cm	11209.175
Beige	1	70x35x50 cm	11209.176
Beige	1	70x15x50 cm	11209.177

- Free-standing partition screens made with recycled PET bottles
- Available in 3 different depth sizes
- Panel thickness: 9 mm
- Acoustic value: NCR = 0.3
- Can also serve as pinboard
- Perforated pattern preserves spatial openness
- Easy assembly
- Lightweight, rigid material
- Flammability: ASTM E84 - class A




Sound absorbing suspended partition



Colour	Quantity	Article number
Petrol green	1	11209.060
Light grey	1	11209.061
Beige	1	11209.062

- Acoustic panel, 200 x 120 cm
- Made with recycled PET bottles
- Lightweight material
- Acoustic performance: NCR = 0.6
- Can also serve as pinboard
- Mounting materials supplied suitable for both suspended ceiling and fixed ceiling
- Mounting height adjustable to a maximum of 200 cm below the ceiling
- See-through pattern maintains sense of spaciousness
- Flammability: EN 13501-1:2007 + A1:2009 - class B
- ASTM E84 - class A



Sound absorbing desk partition



Colour
Light grey

Quantity
1

Article number
11209.070

- Acoustic panel, 100 x 180 cm
- Made with recycled PET bottles
- Acoustic performance: NCR = 0.6
- Can also serve as pinboard
- Easy to set up on the 2 free-standing feet made of the same material
- Lightweight, rigid material
- See-through pattern maintains sense of spaciousness
- Flammability: EN 13501-1:2007 + A1:2009 - class B
ASTM E84 - class A



Sound absorbing PET felt linkable partition wall



Kleur	Afmeting	Artikelnummer
Lichtgrijs	180x100 cm	11209.180
Lichtgrijs	140x100 cm	11209.181
Lichtgrijs	120x100 cm	11209.182

- Free-standing partition wall made with recycled PET bottles
- Thickness PET felt: 18 mm
- Acoustic performance: NCR = 0.6
- Can also serve as pinboard
- Includes Velcro coupling system for extra stability
- All sizes can be connected to each other
- See-through pattern maintains sense of spaciousness
- Easy to set up on the 2 free-standing feet made of the same material
- Lightweight, rigid material
- Flammability: ASTM E84 - class A



FLOW Diptych | Acoustic Art



Colour
Brown

Amount
2

Size (per piece)
80x60 cm

Article number
11209.230

- Acoustic paintings of 80 x 60 cm
- Design: organic
- Made with recycled PET bottles
- Thickness PET felt: 18 mm
- Acoustic performance: α_w 0,45
- Lightweight, rigid material
- Easy mounting
- Sustainable packaging
- Flammability: EN 13501-1:2007 + A1:2009 - class B
- ASTM E84 - class A



GEO Diptych | Acoustic Art




Colour
Dark grey

Amount
2

Size (per piece)
80x60 cm

Article number
11209.231

- Acoustic paintings of 80 x 60 cm
- Design: geometric
- Made with recycled PET bottles
- Thickness PET felt: 18 mm
- Acoustic performance: α_w 0,45
- Lightweight, rigid material
- Easy mounting
- Sustainable packaging
- Flammability: EN 13501-1:2007 + A1:2009 - class B
- ASTM E84 - class A



FLOW Large | Acoustic Art



Colour
Beige

Amount
1

Size
120x80 cm

Article number
11209.240

- Acoustic painting of 120 x 80 cm
- Design: organic
- Made with recycled PET bottles
- Thickness PET felt: 18 mm
- Acoustic performance: α_w 0,45
- Lightweight, rigid material
- Easy mounting
- Sustainable packaging
- Flammability: EN 13501-1:2007 + A1:2009 - class B
- ASTM E84 - class A



GEO Large | Acoustic Art



Colour
Anthracite

Amount
1

Size
120x80 cm

Article number
11209.241

- Acoustic painting of 120 x 80 cm
- Design: geometric
- Made with recycled PET bottles
- Thickness PET felt: 18 mm
- Acoustic performance: α_w 0,45
- Lightweight, rigid material
- Easy mounting
- Sustainable packaging
- Flammability: EN 13501-1:2007 + A1:2009 - class B
- ASTM E84 - class A



FLOW Extra Large | Acoustic Art



Colour
Brown

Amount
1

Size
160x120 cm

Article number
11209.240

- Acoustic painting of 160 x 120 cm
- Design: organic
- Made with recycled PET bottles
- Thickness PET felt: 18 mm
- Acoustic performance: α_w 0,45
- Lightweight, rigid material
- Easy mounting
- Sustainable packaging
- Flammability: EN 13501-1:2007 + A1:2009 - class B
- ASTM E84 - class A

All Smit Visual acoustic products are available as 3D models



GEO Extra Large | Acoustic Art



Colour
Dark grey

Amount
1


Size
160x120 cm

Article number
11209.241

- Acoustic painting of 160 x 120 cm
- Design: geometric
- Made with recycled PET bottles
- Thickness PET felt: 18 mm
- Acoustic performance: α_w 0,45
- Lightweight, rigid material
- Easy mounting
- Sustainable packaging
- Flammability: EN 13501-1:2007 + A1:2009 - class B
- ASTM E84 - class A

Informing

Making information accessible to everyone requires low-threshold information carriers. Should information be locked or easily accessible? Smit Visual offers several solutions.



Showcases	218
Paperrail	223
Presentation boards	224

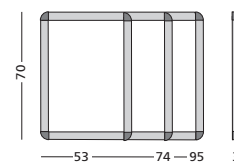
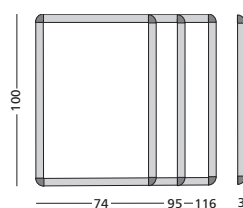


Rondo indoor and outdoor showcase with hinged door



- Wall display case with a hinged door with tempered safety glass
- Showerproof, suitable for indoor and covered outdoor use
- With a back panel of white steel (magnetic, not writable)
- Frame of anodised aluminium with grey plastic corners
- With lock and 2 keys

Dimensions	Visible size	Size	Article number
100 x 116 cm	90 x 108 cm	15 x A4	13001.205
100 x 95 cm	90 x 87 cm	12 x A4	13001.204
100 x 74 cm	90 x 66 cm	9 x A4	13001.203
70 x 95 cm	60 x 87 cm	8 x A4	13001.202
70 x 74 cm	60 x 66 cm	6 x A4	13001.201
70 x 53 cm	60 x 45 cm	4 x A4	13001.200



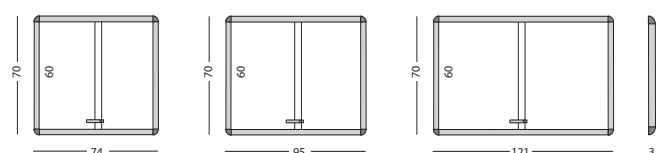



Rondo wall display case, sliding door



- Wall display case with plexiglass sliding doors
- Suitable for indoor use
- With a back panel of white steel (magnetic, not writable)
- Frame of anodised aluminium with grey plastic corners
- With lock and 2 keys

Dimensions	Visible size	Size	Article number
70 x 121 cm	60 x 108 cm	10 x A4	13001.252
70 x 95 cm	60 x 87 cm	8 x A4	13001.251
70 x 74 cm	60 x 66 cm	6 x A4	13001.250



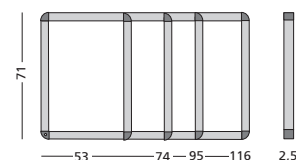
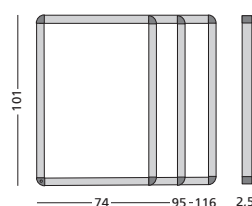


Recto indoor and outdoor display case, white lacquered steel



- Wall display case with a hinged door with tempered safety glass
- Showerproof, suitable for indoor and covered outdoor use
- With a back panel of white steel (magnetic, not writable)
- Frame of anodised aluminium with grey plastic corners
- With lock and 2 keys

Dimensions	Visible size	Size	Article number
101 x 116 cm	90 x 106 cm	15 x A4	13001.305
101 x 95 cm	90 x 85 cm	12 x A4	13001.304
101 x 74 cm	90 x 63 cm	9 x A4	13001.303
71 x 116 cm	60 x 106 cm	10 x A4	13001.306
71 x 95 cm	60 x 85 cm	8 x A4	13001.302
71 x 74 cm	60 x 63 cm	6 x A4	13001.301
71 x 53 cm	60 x 42 cm	4 x A4	13001.300



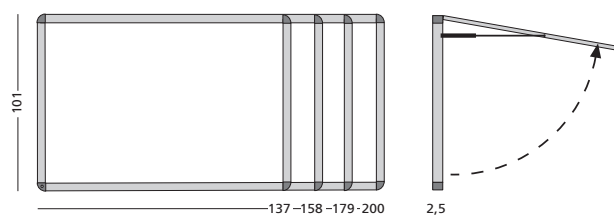


Recto indoor and outdoor display case, white lacquered steel (gas spring)



- Wall display case with a gas sprung door with tempered safety glass
- Showerproof, suitable for indoor and outdoor use
- With a back panel of white steel (magnetic, writable)
- Frame of anodised aluminium with grey plastic corners
- With lock and 2 keys

Dimensions	Visible size	Size	Article number
101 x 200 cm	90 x 190 cm	27 x A4	13001.337
101 x 179 cm	90 x 169 cm	24 x A4	13001.336
101 x 158 cm	90 x 148 cm	21 x A4	13001.335
101 x 137 cm	90 x 127 cm	18 x A4	13001.334



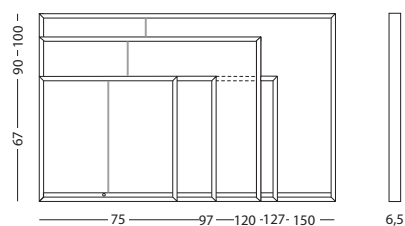


Indoor display case, white with whiteboard back panel



- Wall display case with a hinged door with tempered safety glass
- Showerproof, suitable for indoor and covered outdoor use
- With a back panel of coated steel (magnetic, writable)
- Frame of anodised aluminium with grey plastic corners
- With lock and 2 keys

Dimensions	Window	Article number
100 x 150 x 6.5 cm	Glass	13001.100
90 x 120 x 6.5 cm	Glass	13001.101
67 x 127 x 6.5 cm	Plexiglass	13001.102
67 x 97 x 6.5 cm	Plexiglass	13001.103
67 x 75 x 6.5 cm	Plexiglass	13001.104





Paper rail, light grey aluminium



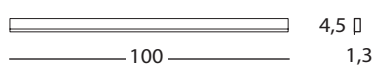
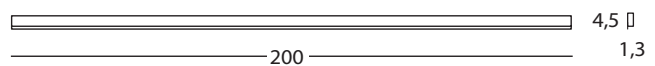
Dimensions

200 cm
100 cm

Article number

14010.171
14010.170

- Wall-mounted rail system to hang up drawings, posters, etc. quickly and easily and without damaging them
- Available in light grey aluminium in lengths of 100 and 200 cm
- Pre-drilled and including mounting materials





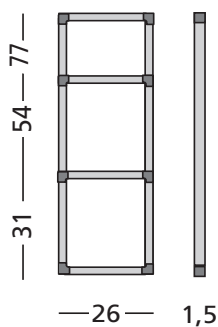
Engravable presentation board, softline



- Presentation board with engravable plates, for 10, 20 and 30 positions
- The right-hand side of the anodised aluminium softline profile is extendible so that the plates can easily be replaced
- Includes mounting materials and blank engraving plates
- Additional set of 10 engraving plates, article number: 14024.100

Language	Positions	Dimensions	Article number
NL	30	24 x 75 cm	11304.110
NL	20	24 x 53 cm	11304.111
NL	10	24 x 29 cm	11304.112
GB	30	24 x 75 cm	11304.130
GB	20	24 x 53 cm	11304.131
GB	10	24 x 29 cm	11304.132
D	30	24 x 75 cm	11304.140
D	20	24 x 53 cm	11304.141
D	10	24 x 29 cm	11304.142

Additional set of 10 engraving plates: 14024.100





Accessories

The importance of good accessories for the maintenance of the board surfaces should not be underestimated. Many lesser-quality markers, sprays, magnets and the like can permanently damage surfaces. For this very reason, we recommend using our own accessories with our boards.



Starter kits	228
Glass-board accessories	232
Board markers and chalks	234
Erasers	236
Magnets and pushpins	238
Impression magnets	240
Visual Management	242
Planning sets	247
Flipchart accessories	248



Article number
14017.115

Junior Starter Kit for whiteboards

Contents

- 4 planning markers (black, red, blue and green)
- 10 magnets (white, red, blue, yellow and green, Ø 20 mm)
- 1 mini-eraser
- 1 cleaning spray (250 ml)



Our Universal Starter Kit for whiteboards is very popular. Did you know that Smit Visual was the first manufacturer to combine the various accessories into one set?



Article number
14017.111

Universal Starter Kit for whiteboards

Contents

- 4 board markers (black, red, blue and green)
- 10 magnets (Ø 30 mm)
- 1 magnetic microfibre cloth
- 1 cleaning spray (250 ml)
- 1 magnetic pen holder

The Deluxe Starter Kit is an entirely magnetic whiteboard kit. This means that every component can be hung directly on a magnetic whiteboard.



Article number
14017.113

Deluxe Starter Kit for whiteboards

Contents

- 4 magnetic board markers (black, red, blue and green)
- 10 magnets (Ø 10 mm)
- 1 magnetic microfibre cloth
- 1 magnetic cleaning spray (120 ml)



Working well starts with the right materials. Our glass-board accessories are made for excellent reading and erasability. The magnets are specifically designed for glass boards

Glass-board accessories

Article number
14020.150

Glass-board eraser *

- Extra-strong magnetic felt eraser
- White



Article number
14019.781

Glass-board magnets

- Set of 5 extra-strong magnets
- With wider top and bottom edges for a better grip
- White
- Ø 25 mm



Article number
14016.164

Glass-board markers

- Set of 10 glass-board markers with a Ø 3 mm felt tip
- Not dry-wipe
- White



Glass-board magnets

Strong magnets specifically for glass boards




Quantity	Colour	Diameter / adhesive strength / article number Ø 30 mm 1600 gr/cm ²
6	Blue	14019.930
6	Red	14019.931
6	Green	14019.932
6	Orange	14019.933

Article number
14017.152

Glass Board Starter Kit

Contents

- 4 board markers (black, red, blue and green)
- 5 extra-strong white glass-board magnets (Ø 25 mm)
- 1 extra strong magnetic glass-board eraser
- 1 cleaning spray (250 ml)



Quantity	Shape	Dimensions	Article number
12	Cube	10 x 10 x 10 mm	14019.785
4	Square	10 x 10 mm	14019.951



Board markers

- Set of 4 or 10 markers with a Ø 3 mm felt tip
- Felt tip pens for use on both whiteboards and flip-chart paper
- Alcohol-based ink, dry erase

Colour	Quantity	Article number
Assorted	10	14016.150
Black	10	14016.151

CO₂ neutral

Article number
14016.115

Planning markers

- Set of 4 markers with a Ø 1 mm felt tip
- Felt tip pens with a finer tip for use on whiteboards and planning boards



Colour	Quantity	Article number
Assorted	4	14016.155

CO₂ neutral



Article number

14021.103

Magnetic pen holder *

- A horizontal, magnetic holder for 4 markers



Not all markers are the same. Smit Visual does a lot of research into the ideal whiteboard marker. Ink should produce a uniform deep-coloured line and should still be erasable after months.



Chalks

10 or 12 pieces of anti-dust chalk in white or assorted colours

Colour	Article number
White (10 pieces)	14018.100
Assorted (12 pieces)	14018.105



Erasers



Article number
14020.251

Magnetic microfibre cloth*

- Fabric eraser cloth for perfect erasing.
The sewn-in magnet means it can be hung anywhere on the whiteboard
- Washable
- 25×25 cm
- Set van 3



Article number
14020.200

Microfibre cloth

- Fabric eraser cloth for perfect erasing.
- Washable
- 40×40 cm

Good, clean erasers prevent a permanent film of ink forming on the whiteboard that impairs readability.

Article number
14031.100

Cleaning spray (250 ml)

- For regular cleaning of whiteboards and planning boards



Article number
14031.120

Cleaning spray refill (1 L)

- A refill (1 liter) for
Cleaning spray (1 liter)





Article number
14020.116

Chalk eraser

- Chalkboard eraser



Article number
14020.100

Magnetic mini-eraser

- A small magnetic felt eraser, ideal for planning boards. Felt replacements are not available for this eraser



Article number
14020.105

Magnetic paper eraser

- Available in 2 versions, and a set of 100 sheets of eraser paper for these erasers



Magnetic Design paper eraser
14020.125



Eraser paper, set of 100 sheets
14020.110

Our magnets are available in various sizes, colours and materials. For the most powerful magnets, go for a strong Magnum magnet.



Ø 10 mm



Ø 20 mm



Ø 25 mm



Ø 30 mm



Ø 35 mm



Memo magnets

Quantity	Colour	Diameter / adhesive strength / article number			
		Ø 30 mm	Ø 25 mm	Ø 20 mm	Ø 10 mm
		580 gr/cm ²	425 gr/cm ²	220 gr/cm ²	45 gr/cm ²
10	Black	14019.100	14019.105	14019.110	14019.115
10	Red	14019.125	14019.130	14019.135	14019.140
10	Green	14019.145	14019.150	14019.155	14019.160
10	Blue	14019.165	14019.170	14019.175	14019.180
10	Yellow	14019.185	14019.190	14019.195	14019.200
10	White	14019.205	14019.210	14019.215	14019.220
10	Assorted	14019.225	14019.230	14019.235	14019.240

Magnum magnets

Quantity	Colour	Diameter / adhesive strength / article number	
		Ø 35 mm	
		1600 gr/cm ²	
10	Black	14019.401	
10	Red	14019.402	
10	Green	14019.403	
10	Blue	14019.404	
10	Yellow	14019.405	
10	White	14019.406	

Chrome magnets

Chrome coloured magnets, extra strong


Quantity	Size	Attraction	Article number
10	Ø 25 mm	14 kg	14019.762
10	Ø 16 mm	4 kg	14019.760



Block magnet

Quantity	Dimensions	Article number
1	79 x 54 x 14 mm	14019.500

- Self-adhesive magnet for hanging a whiteboard, planning board or map on a metal wall or other magnetic surface, for example.
- You will need 5 block magnets per m²



Pushpins

Set of 100 pushpins for pinboard surfaces

Article number
14032.100



Ø 35 mm
360 gr/cm²



Impression magnets

Quantity	Print	Colour	Article number
5	Face	Green	14034.400
5	Face	Yellow	14034.401
5	Face	Red	14034.402
5	Check	Green	14034.410
5	Check	Yellow	14034.411
5	Check	Red	14034.412
5	Question mark	Green	14034.420
5	Question mark	Yellow	14034.421
5	Question mark	Red	14034.422
5	Attention	Green	14034.430
5	Attention	Yellow	14034.431
5	Attention	Red	14034.432

Impression magnets

Quantity	Print	Colour	Diameter / article number
			Ø 50 mm
5	Face	Green	14032.201
5	Face	Red	14032.202
5	Check	Green	14032.261
5	Check	Red	14032.263
5	Question mark	Green	14032.271
5	Question mark	Red	14032.273
5	Attention	Green	14032.241
5	Attention	Red	14032.243



Symbols, magnet foil



14034.440



14034.441




14034.442

Quantity	Print	Colour	Dimensions	Article number
5	Attention	Red/white	35 x 40 mm	14034.440
5	Attention	Yellow/black	35 x 40 mm	14034.441
5	'New' Star	Yellow/black	63 x 60 mm	14034.442




14034.460



14034.471



Quantity	Print	Colour	Article number	75 x 75 mm	100 x 100 mm
5	Scrum	Green	14032.281	14034.450	
5	Scrum	Yellow	14032.280	14034.451	
5	Scrum	Orange	14032.285	14034.452	
5	Scrum	Red	14032.286	14034.453	
5	Scrum	Purple	14032.284	14034.454	
5	Scrum	Pink	14032.283	14034.455	
5	Scrum	Light blue	14032.282	14034.456	



14034.492

Quantity	Shape	Colour	Dimensions	Article number
5	Arrow	Green	60 x 80 mm	14034.460
5	Arrow	Yellow	60 x 80 mm	14034.461
5	Arrow	Red	60 x 80 mm	14034.462
5	Arrow	Blue	60 x 80 mm	14034.463
5	Circle	Green	Ø 30 mm	14034.470
5	Circle	Yellow	Ø 30 mm	14034.471
5	Circle	Red	Ø 30 mm	14034.472
5	Circle	Blue	Ø 30 mm	14034.473
5	Rectangle	Green	30 x 60 mm	14034.490
5	Rectangle	Yellow	30 x 60 mm	14034.491
5	Rectangle	Red	30 x 60 mm	14034.492
5	Rectangle	Blue	30 x 60 mm	14034.493

Get started visualising a project immediately with the Smit Visual starter kits.

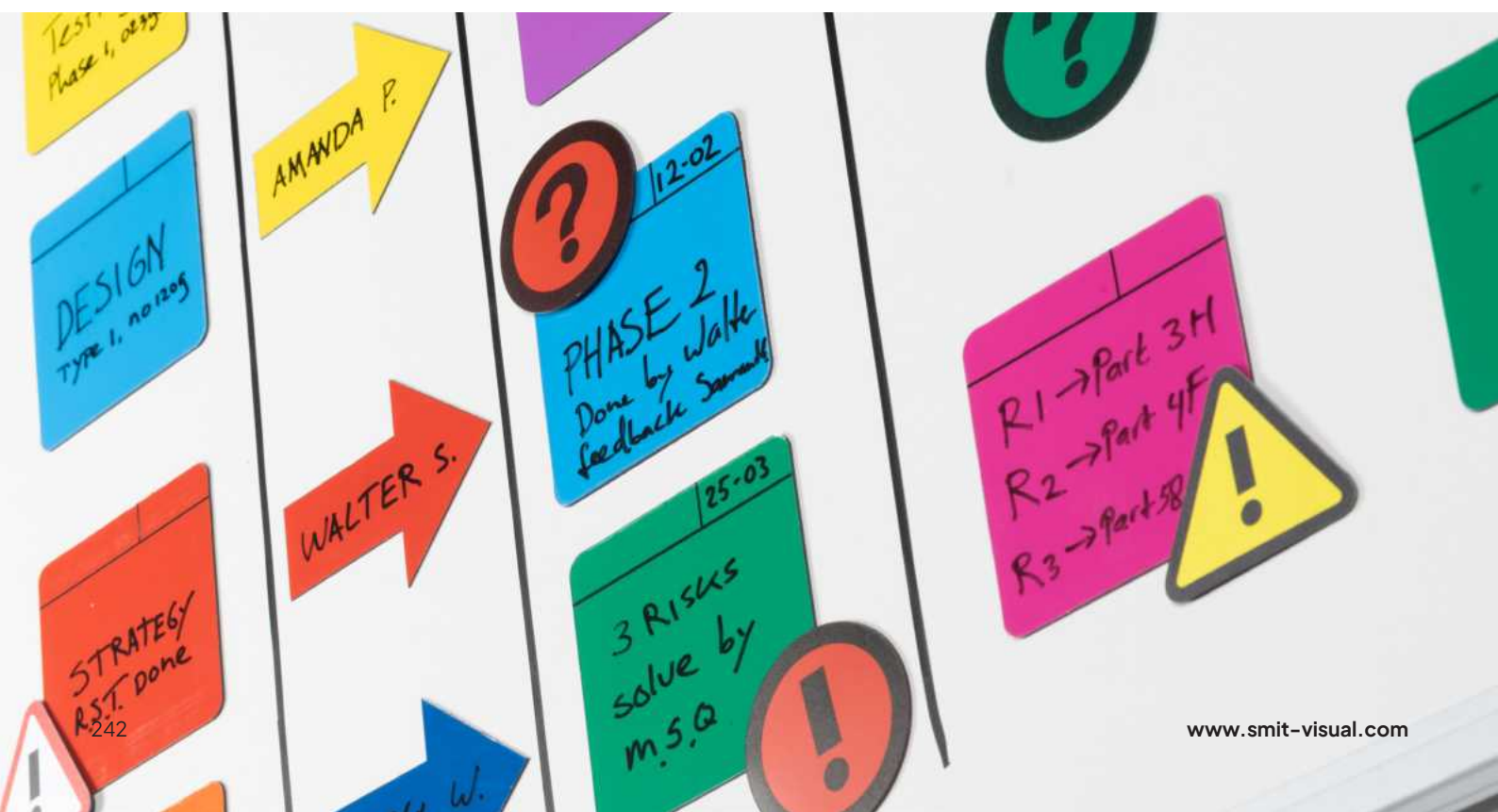


Visual Management Starter Kit

Article number
14017.320

Contents

- 4 board markers (black, red, blue and green)
- 1 magnetic pen holder
- 1 Pro magnetic felt eraser
- 5x 'Face' impression magnet foil, green
- 5x 'Face' impression magnet foil, yellow
- 5x 'Face' impression magnet foil, red
- 5x 'Attention' impression magnet foil, yellow-black
- 5x 'New Star' magnet foil
- 10x magnetic slipcase, A4 blue




Scrum Starter Kit

Article number
14017.321

Contents


- 4 board markers (black, red, blue and green)
- 1 magnetic pen holder
- 1 Pro magnetic felt eraser
- 5x 'Scrum' magnet foil, green, 10 x 10 cm
- 5x 'Scrum' magnet foil, orange, 10 x 10 cm
- 5x 'Scrum' magnet foil, yellow, 10 x 10 cm
- 5x 'Scrum' magnet foil, red, 10 x 10 cm
- 5x 'New Star' magnet foil
- 5x 'Attention' magnet foil, yellow/black




Matrix tape

Colour	Dimensions	Quantity	Article number
Black	3 mm x 10 m	10	14036.903
Blue	3 mm x 10 m	10	14036.904
Red	3 mm x 10 m	10	14036.905

- Self-adhesive matrix tape enabling a whiteboard to be used as a scrum, planning or memo board
- Ideal for marking the board with temporary or permanent.
- Easy to remove without leaving any residues or damage
- Can also be used on a pinboard or any other flat surface



The document holders on this page are useful visual management accessories.



Magnetic slip cases

- For use on magnetic surfaces such as whiteboards, metal doors, racks and cupboards
- Prevents contamination of paper sheets, etc. in production environments

Size	Quantity	Blue	Grey	Black	Green	Yellow	Red	White	Orange
A3	5	14036.401	14036.406	14036.415	14036.432	14036.442	14036.452	14036.462	14036.472
A4	5	14036.400	14036.405	14036.416	14036.433	14036.443	14036.453	14036.463	14036.473
A5	5	14036.399	14036.408	14036.417	14036.434	14036.444	14036.454	14036.464	14036.474



Magnetic document holder

Dimensions	Article number
A4	14002.651

- Secure and share documents on your visual management board using a magnetic document holder



14002.801






14002.805

Ring binder

Assembly	Spring	Article number
Screwed	300 mm	14002.801
Magnetic	300 mm	14002.805

- Link multiple info sheets to your visual management boards and visualize large amounts of information
- Choice of a ring binder screwed to the board or a magnetic ring binder *
- The magnetic ring binder allows for flexibility in terms of position on the board
- The magnets are encased in rubber to prevent slipping and scratching



Magnetic headers

Size	Quantity	Black	Red
A3	5	14036.421	14036.466
A4	5	14036.422	14036.467
A5	5	14036.423	14036.468

- The Magnetic headers are particularly suitable in combination with magnetic insert sleeves
- Display names of projects, processes or people in charge above or beside a slipcase



Magnetic clipboard

Colour	Orientation	Article number
Blue	Landscape	14002.813
Blue	Portrait	14002.817
Black	Landscape	14002.815
Black	Portrait	14002.819

- Simply place paper sheets on your visual management board using a magnetic clipboard
- The clipboard allows you to record data on location and then hang it up on the board

Magnetic printer paper

Quantity	Dimensions	Article number
10	A4	14002.840

- Inkjet printing in black or full colour
- Can be written on with everyday writing implements
- Keeps documents and illustrations to hand when working on a whiteboard
- With a thickness of just 0.3 mm, it can easily be trimmed to the required shape or size



Paper clamp

Assembly	Dimensions	Article number
Screwed	30 x 120 mm (-button)	
	50 x 120 mm (+button)	14002.800
Magnetic	47 x 76 mm	14002.803



14002.803



14002.800


- Simply secure paper sheets to your visual management board with a paper clamp
- Choice of a paper clamp screwed to the board or a magnetic paper clamp *
- The magnetic paper clamp allows for flexibility in terms of position on the board
- The magnets are encased in rubber to prevent slipping and scratching



Magnetic label holders and magnetic C-profiles

Description	Quantity	Dimensions	Article number
Label holders	5	50 x 150 mm	14036.717
Label holders	5	40 x 100 mm	14036.718
C-profile	1	10 x 1000 mm	14016.710
C-profile	1	40 x 1000 mm	14016.715
C-profile	1	50 x 1000 mm	14016.716

- Put labels with product names, bar codes or the names of people in charge on your visual management board using label holders or C-profiles.
- With a writable strip of paper
- Label holders: cut to fit 2 commonly used sizes
- C-profiles: in lengths of 1 m to cut to size yourself



Magnetic tape

Dimensions	White	Yellow	Blue	Black	Green	Red
2 x 1.500 cm	14036.801	14036.811	14036.821	14036.831	14036.841	14036.851
3 x 1.500 cm	14036.803	14036.813	14036.823	14036.833	14036.843	14036.853
4 x 1.500 cm	14036.805	14036.815	14036.825	14036.835	14036.845	14036.855

- Magnetic tape is suitable for use with planning boards and for creating layouts on a whiteboard, for example.
- Available in different colours and sizes for optimal and clear visualisation

Planning kit, small

Article number
14017.101

Contents

- 4 planning markers (black, red, blue and green)
- 5 sets of magnetic 10 mm symbols (green arrow, blue circle, red triangle, black rectangle)
- 1 mini-eraser



Planning set, large

Article number
140017.102

Contents

- 4 planning markers (black, red, blue and green)
- 5 sets of magnetic 10mm symbols (green arrow, blue circle, red triangle, black rectangle)
- 20 black magnetic name card holders (1 x 2 cm)
- 12 magnetic strips 100 x 2 cm (2x black, 2x red, 2x green, 2x blue, 2x yellow, 2x orange)
- 1 mini-eraser





Flipchart paper is one of our most competitively priced products.



Flipchart paper

Description	Amount	Size	Article number
Flipchar paper	5 x 20 sheet	100 x 65 cm	14027.104
Eco Flipchart paper	5 x 20 sheet	100 x 65 cm	14027.105

Flipchart paper

The flipchart paper (FSC® certified, 70 gr/m²) can be used on both sides, one side squared, the other plain

Eco Flipchart paper

100% gerecycled, (70 gr/m²) Ecolabel and Blauer Engel certified. Can be used on both sides, one side squared, the other plain

Flipchart clamp

Mounting	Article number
Wall (drilled)	13011.100
Magnetic	13011.101

Flipcharts
from page
136



100% sustainable,
we make it visible





The mark of
responsible forestry
FSC® C137081

FSC® certified

We are FSC® certified.

As a certified producer, we can provide verified proof that the materials we use originate from responsibly managed forests. Furthermore, the wood is traceable throughout the entire chain, from forest to finished product. Please ask for any more information you may require about FSC labelling of specific products.



Ecovadis

After earning EcoVadis Silver, Smit Visual has now achieved Gold certification, reaffirming our commitment to sustainability and corporate social responsibility. This recognition reflects our high standards in environmental management, labor practices, ethics, and sustainable procurement, advancing our sustainability goals for a better future.



ISO 14001

Smit Visual is ISO 14001 certified, which demonstrates our dedication to sustainable environmental management. Our environmentally friendly products support customers in achieving their sustainability objectives by focusing on waste reduction, energy savings, and lower CO2 emissions.

Modern enterprise is taking future generations into account. Smit Visual recognises the important role producers play in making our society more sustainable. That is why we continuously make every effort to succeed in that respect. Certification is the measurable proof of that commitment.

Dutch made. Craftsmanship. Customisation

Smit Visual was founded 48 years ago! In that time we have grown from a local family business to an international company delivering to more than 50 countries worldwide. Yet, we have always remained a family business, with the following important characteristics:



We are all product developers, really

Local production

For 48 years, we have been producing our presentation and communication tools locally in Geldrop (Eindhoven). This enables us to deliver quickly, be flexible in customisation and, moreover, manage and promote socially responsible production processes.



Office designers



Catalogues



Webshops



Audiovisual designers



Close customer relations

Close customer relations has been our priority for over 48 years, based on fast and personal service. We are the only whiteboard manufacturer to offer our customers the services of our own assembly team, for example.



Spaarpot 120-122

5667 KZ Geldrop

The Netherlands

T +31 (0)40-280 85 00

F +31 (0)40-286 76 15

E info@smit-visual.nl